







Qlik Sense® Cloud

Product Overview Guide

Qlik Sense Cloud makes visual analytics easy by empowering you to analyze, collaborate, and share insights, to see the whole story in your data. Each edition is completely web-based, so you have complete access to a powerful set of data visualization capabilities anywhere, anytime.

Which Edition is Right For You?

Whether you're working independently or across a group, project team, or business, Qlik Sense Cloud is always ready to help you create, edit, and share compelling visual analytics with confidence. Multiple editions – including a free version – all let you create, edit and share fully interactive apps so you can make faster, better, and more collaborative business decisions.

 Qlik Sense Cloud Basic For getting started	 Qlik Sense Cloud Plus For Individuals	 Qlik Sense Cloud Business For groups and teams	 Qlik Sense Enterprise For enterprises
Get started for free	Explore more data and share your insights with others	Help your team collaborate and operationalize analytics	Support all your visual analytics needs with a fully scalable and customizable solution
Free	\$20/month subscription	\$25/group member per month subscription	Flexible options available
<ul style="list-style-type: none"> • Fully interactive apps • Sharing with up to 5 users • Access to Qlik DataMarket Free 	<ul style="list-style-type: none"> • Unlimited sharing • Greater app size and storage • Access to Qlik DataMarket Essentials 	<ul style="list-style-type: none"> • Group-level governance • Coauthoring workspace • Automated data refreshes 	<ul style="list-style-type: none"> • Enterprise-class governance • Extensible through APIs • On-premise, cloud, or hybrid deployment

Features Overview

Qlik Sense Cloud editions offer a range of security and governance features, app size and storage capacities, and connectivity options so you can select the right solution for your business needs:

	Cloud Basic	Cloud Plus	Cloud Business	Qlik Sense Enterprise
Analytics & Collaboration				
Create and explore apps	✓	✓	✓	✓
Associate multiple data sources	✓	✓	✓	✓
Share insights with others	✓	✓	✓	✓
Share streams of content	1 stream	1 stream	3 streams	Unlimited streams
Codevelop content			✓	✓
Administer and govern groups			✓	✓
Granular control, administration, governance				✓
Governed self-service				✓
Embed analytics and extend through APIs				✓
Data Management				
Visual data preparation	✓	✓	✓	✓
Schedule data refreshes			✓	✓
Create event-based data refreshes				✓
Define user-specific views				✓
Connect to data sources	See below	See below	See below	See below
Access Qlik DataMarket	Free Package	Essentials Package	Essentials Package	Add any package
Maximum App Size	25 MB	50 MB	150 MB	Unlimited
Total Data Storage	250 MB	10 GB	500 GB	Unlimited

Get Started for Free

Joining Qlik Sense Cloud is easy. Visit www.qlik.com/cloud to sign up for free and begin seeing the whole story in your data. No downloads, no installations.

Features Overview

Associate multiple data sources with a few clicks of your mouse. Qlik Sense Cloud is built on Qlik's next-generation visual analytics platform that puts our unique Associative Model at your fingertips. Qlik's Associative Models enables users to probe all the possible associations that exist in their data, across all of their data sources. This means users are not limited by predefined hierarchies or preconceived notions of how data should be related, but can finally understand how it is truly related.

Visually prepare data with drag-and-drop features that guide you through data cleansing, transformation, and unification without the need for advanced technical skills. Advanced data profiling suggests the best associations between data sources, and automatically prepares date/ time and geographic information for easy use.

Create and explore analytics applications with interactive visualizations that offer innovative techniques for conveying meaning in data and adapt to contextual changes made anywhere in the app. Responsive design adapts information based on screen size, ensuring a consistent experience for any user on any device anywhere in the world.

Qlik Sense Cloud Basic

Qlik Sense Cloud Basic is a great way to get started with visual analytics in the cloud. Simply sign up for free at www.qlik.com/cloud and begin creating apps. Users can upload or attach data files (such as Excel) and access data from Qlik DataMarket's Free Package. Share your apps with up to five people.

Qlik Sense Cloud Plus

Qlik Sense Cloud Plus provides broader app creation and sharing capabilities. This monthly subscription allows unlimited sharing, doubles the app size to 50 MB and increases storage size to 10 GB. Users also have access to the Qlik DataMarket Essentials Package for a broader selection of third-party data sets that can supplement uploaded or attached data files.



Visually prepare and integrate data for analysis with any edition of Qlik Sense Cloud

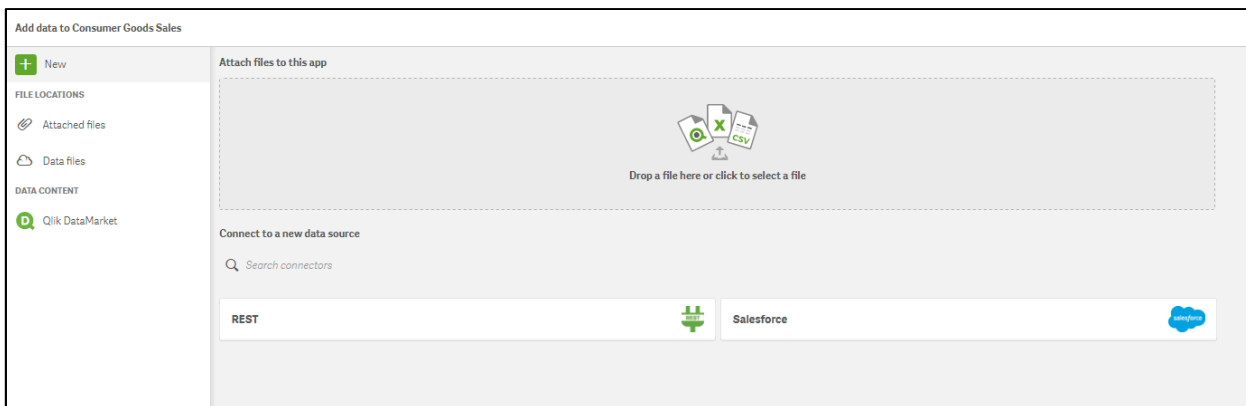
Qlik Sense Cloud Business

Qlik Sense Cloud Business includes additional governance and collaboration features that help project teams and businesses operationalize app creation and publishing across groups of users. All users have their own personal workspace, sharing network, file space, and access to the Qlik DataMarket Essentials Package. Qlik Sense Cloud Business also lets users:

Administer and govern groups: invite up to 49 additional people to join your Qlik Sense Cloud Business group. Once they join, manage who can edit apps and who can interact in streams of apps.

Codevelop content: create and edit apps with group members in a collaborative workspace. A group data space allows group members to contribute data sets that are accessible by other group members.

Connect to Cloud Data Sources: direct connectivity to Salesforce.com, Google Analytics, Facebook Fan Pages and Groups, and Twitter is available now, along with REST connectivity. Additional connectivity options will be available soon.



Upload or attach files, connect to cloud data sources, and import data from Qlik DataMarket in Qlik Sense Cloud Business

Share streams of content: publish content across as many as three streams, or shared networks, that deliver content to a defined audience. The account administrator manages who can interact with content in each stream.

Schedule Data Refreshes: schedule data to automatically refresh as often as daily to ensure the information underlying your visualizations is always up to date.

Qlik Sense Enterprise

Qlik Sense Enterprise ensures adoption, accuracy, and reliability for large organizations looking to widely deploy **governed self-service analytics**, build custom apps and extensions, integrate data from a variety of sources, and guarantee **granular control, administration, and governance**. Users can also benefit from governed data libraries, rules-based security, and integration with Qlik NPrinting for reporting. Deployable on-premise or in the cloud, Qlik Sense Enterprise offers:

Embed analytics and extend through APIs: leverage open and standard APIs to develop custom guided analytics apps, embed analytics in operational apps, and use extensions created by others

Event-based data refreshes: trigger data refreshes based on events within your business processes

Create user-specific data views: dynamic data reduction for user-specific data entitlements down to the row and column level

Expanded data connectivity: Connect to databases, applications, spreadsheets, websites, cloud data sources, and custom sources with Qlik Sense Enterprise. See details [here](#).

Qlik DataMarket

Qlik Sense Cloud includes access to Qlik DataMarket, a cloud-based data service that provides fully-curated data sets sourced from and updated by leading third party data providers. These external data sets enable Qlik Sense Cloud users to unlock the value of their internal data by enriching its context.

Qlik DataMarket Packages		
Free Package Includes National-Level Data	Essentials Package Includes both National-Level data and Sub-National data	Topical Packages Add-on packages for Qlik Sense Enterprise only
<ul style="list-style-type: none">• Currency data• Demographic data• Economic data• Society Data• Weather Data	<ul style="list-style-type: none">• Currency data• Demographic data• Economic data• Society Data• Weather Data	<ul style="list-style-type: none">• Company Financial Reports• Stocks and Indices• World Currencies• World Weather

About Qlik®

Qlik is a leader in visual analytics. Its portfolio of products meets customers' growing needs from reporting and selfservice visual analysis to guided, embedded and custom analytics. Approximately 40,000 customers rely on Qlik solutions to gain meaning out of information from varied sources, exploring the hidden relationships within data that lead to insights that ignite good ideas. Headquartered in Radnor, Pennsylvania, Qlik has offices around the world with more than 1700 partners covering more than 100 countries.

© 2017 QlikTech International AB. All rights reserved. Qlik®, Qlik Sense®, QlikView®, QlikTech®, Qlik Cloud®, Qlik DataMarket®, Qlik Analytics Platform® and the QlikTech logos are trademarks of QlikTech International AB which have been registered in multiple countries. Other marks and logos appearing herein are trademarks or registered trademarks of their respective owners