



Product Descriptions for Qlik Cloud® Subscriptions

This Product Description for Qlik Cloud is part of the Documentation and governs the use of all products hosted on Qlik Cloud, including Qlik Cloud Data Integration, Qlik Cloud Analytics, Qlik Sense® Enterprise SaaS, Qlik Sense Business as well as subscription add-ons for Qlik Application Automation®, Qlik AutoML™, Qlik Reporting® Service and Qlik Geocoding.

CONTENTS

| | |
|---------------------------------------|---------|
| I. Qlik Cloud Overview..... | Page 1 |
| II. Qlik Cloud Data Integration | Page 1 |
| III. Qlik Cloud Analytics | Page 3 |
| IV. Qlik Sense Enterprise SaaS | Page 5 |
| V. Qlik Sense Business | Page 7 |
| VI. Qlik Application Automation | Page 8 |
| VII. Qlik AutoML | Page 9 |
| VIII. Qlik Reporting Service | Page 9 |
| IX. Qlik Geocoding | Page 10 |
| X. General | Page 10 |

I. Overview

Qlik Cloud subscriptions include options for data integration and analytics. Qlik Cloud Data Integration is available in Standard, Premium and Enterprise editions with various capacity options. Analytics offerings include Qlik Cloud Analytics, which is available in Standard, Premium and Enterprise editions, and Qlik Sense SaaS, which include Qlik Sense Enterprise SaaS and Qlik Sense Business editions. For eligible U.S. government customers, Qlik Cloud Data Services and Qlik Sense Enterprise SaaS - Gov (US) are available options. A basic level of Application Automation, Qlik AutoML and Qlik Reporting Service is included with most Qlik Cloud subscriptions as detailed below. Additional product options may also be added to any Qlik Cloud subscription.

II. Qlik Cloud Data Integration

Qlik Cloud Data Integration is a hosted and managed Integration Platform as a Service (iPaaS), which provides the ability to create data pipelines to perform a variety of data integration tasks. Qlik Cloud Data Integration Standard, Premium and Enterprise editions are described below. All Qlik Cloud Data Integration editions require the purchase of a Capacity Pack, which governs the volume of data moved from a source system to a target or destination system. Each subscription includes a single cloud instance.

B. Qlik Cloud Data Integration Editions

| | Standard | Premium† | Enterprise |
|------------------------------------|---|---|---|
| Supported Data Source Types | Data movement from Relational Databases & SaaS source types | Data movement from Standard sources plus SAP, Mainframe and Legacy source types | Data movement from Standard sources plus SAP, Mainframe and Legacy source types |
| Movement | CDC, incremental and bulk | CDC, incremental and bulk | CDC, incremental and bulk |

| | | | |
|---|---|---|--|
| Data Moved (per month) | Requires purchase of Capacity Packs. Min 1 TB | Requires purchase of Capacity Packs. Min 2 TB | Requires purchase of Capacity Packs. Min 1 TB (subject to additional purchase requirement) |
| Initial Full Data Load (per new table) | Included | Included | Included |
| Data Moved to Qlik Cloud | Unlimited | Unlimited | Unlimited |
| Basic Transformation Service | Yes | Yes | Yes |
| Advanced Transformation Service | No | Yes | Yes |
| External Data Transformation | No | Yes (Option to Expand) | Yes (Option to Expand) |
| Full Users | 20 Full Users | 50 Full Users | **Unlimited |
| Basic Users | NA | Purchase | **Unlimited |
| Qlik Application Automation | ** Basic tier included (5,000 runs/month) | ** Basic tier included. (5,000 runs/month) | **Basic tier included (5,000 runs/month) |
| Qlik AutoML | **Basic tier included (2 deployed models) | **Basic tier included. (2 deployed models) | **Basic tier included (2 deployed models) |
| Qlik Reporting Service | NA | **Basic tier included (100 reports/month) | **Basic tier included (100 reports/month) |

† Qlik Cloud Premium Light is available in select jurisdictions and does not include the free tiers for Qlik Application Automation, Qlik AutoML and Qlik Reporting Service.

*Up to 100,000 Full and Basic Users total per tenant

**Details for included basic tiers are provided in each product section. The basic tier is provided once per cloud instance.

C. Supported Sources and Targets

All Qlik Cloud Data Integration editions allow data to be moved to any supported target system or destination. The type of *source* systems from which data can be moved depends on the Qlik Cloud Data Integration edition selected. There is no limit on the number of data connections that can be created between supported sources and targets included within any edition. Supported source and target systems for Qlik Cloud Data Integration are identified in the links below.

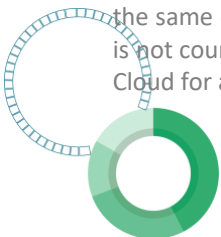
SaaS Sources: [Supported SaaS Applications](#)

Non-SaaS Sources: [Supported data sources when using Data Gateway - Data Movement – Qlik Cloud](#)

Targets: [Creating a data pipeline in a data project – Qlik Cloud](#)

D. Capacity Packs

1. **Data Moved.** All Qlik Cloud Data Integration editions require the purchase of Capacity Packs, which governs the volume of data that can be moved from a supported source system to a supported target or destination system (“Data Moved”). Data Moved is defined as the sum of all data delivered to any target system in a month and is calculated by the number of rows in the dataset multiplied by the total size of all the columns in a row (based on the data type for each column). Data Moved is measured from the beginning of the month 00:00:00 (UTC time) and reset at 23:59:59 on the last day of the month (UTC). Data is counted as it lands on the target system, which means that the same data replicated to two different targets is counted twice. The initial full load for each new table is free and is not counted in the calculation for Data Moved. Data Moved also does not include the movement of data into Qlik Cloud for analytics purposes.



2. **Capacity Packs.** Capacity Packs for Qlik Cloud Data Integration are sold in increments of 1 TB. The minimum number of capacity packs for each edition is noted above. Although Qlik displays capacity limits in binary gigabytes (GB) in the user interface and documentation, the unit of measurement used in Qlik Cloud is gibibyte (GiB) ¹.

E. Data Integration Users

1. **Full User.** A Full User can perform all actions in the tenant that are enabled by the tenant administrator for the user profile and enabled by the space owner, including the ability to create, view and edit content, export charts and applications, or work with data spaces to access data integration, automations and machine learning. Full Users can be assigned administrative or any space roles in the tenant. A full user is assigned to a named user. Full Users receive 1 GB of data in the personal space for analytics applications.

2. **Basic User.** A Basic User is intended for limited read-only cases and is permitted to view content, create notes and private bookmarks. Basic Users are not available with the Standard edition.

F. Overage

Overage can occur when a customer’s actual usage exceeds the purchased capacity limits. Overage allows continued access to Qlik Cloud without interruption and is applicable to the products shown below. Where overage is applicable, continued usage will be permitted until consumption reaches ten (10) times the purchased capacity limit. Overages are billed monthly in arrears based on consumption as displayed in the Qlik Management Console. Customer will be billed for the number of overage units incurred, including partially used quantities.

| Capacity Limit or Unit | Overage Enabled |
|-----------------------------|-----------------|
| Data Moved | Yes |
| Reports | Yes |
| Application Automation Runs | Yes |
| Deployed AutoML Models | No |
| Full or Basic Users | No |

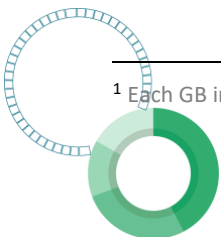
G. Third Party Data Transformation

Third Party Data Transformation capability transforms data, which is not moved by Qlik Cloud Data Integration, and is available in the Premium and Enterprise editions. Third Party Data Transformation is applied to all datasets that are registered and used in transformations, but not delivered by Qlik Cloud Data Integration. It is calculated based on the number of rows in the dataset being transformed multiplied by the estimated row size. Third Party Data Transformations can be performed within data limits in the Capacity Packs. Additional capacity may also be added in 1TB increments specifically for Third Party Data Transformation. Data that is both transformed and moved is only counted once.

III. Qlik Cloud Analytics

Qlik Cloud Analytics is a hosted analytics platform that enables self-serve analytics, interactive dashboards and visualizations, custom or embedded analytics as well as reporting and alerting. Qlik Cloud Analytics is available in Standard, Premium and Enterprise editions, which are summarized below. Each subscription includes a single cloud instance.

¹ Each GB in binary represents a GiB (or 1,073,741,824 bytes).



A. Qlik Cloud Analytics Editions

| | Standard | Premium | Enterprise |
|--|---------------------------|--|---|
| Data Analyzed | 50 GB Max (Included) | 25 GB or 250 GB Data Pack (Min purchase 50 GB) | 250 GB Data Pack (Min 500 GB or subject to additional purchase requirement) |
| Full Users | 10 Full Users (Included) | Purchase | *Unlimited |
| Basic Users | NA | *Unlimited | *Unlimited |
| App Size Limit (In-Memory) | 5 GB | 10 GB | 10GB |
| Shared Spaces | 5 | Unlimited | Unlimited |
| Data Movement to Qlik Cloud | Relational & SaaS Sources | All Support Sources | All Supported Sources |
| Managed Spaces | NA | Unlimited | Unlimited |
| SAP Connector | NA | Yes | Yes |
| Qlik & Third Party Lineage Connectors | NA | Yes | Yes |
| GeoAnalytics | NA | Yes | Yes |
| Transformations | Basic | Basic | Advanced |
| Qlik Application Automation | Purchase | **Basic Tier (Included) (5,000 runs/month) | **Basic Tier (Included) (5,000 runs/month) |
| Qlik AutoML | Purchase | **Basic Tier (Included) (2 deployed models) | **Basic Tier (Included) (2 deployed models) |
| Qlik Reporting Service | NA | **Basic Tier (Included) (100 reports/month) | **Basic Tier (Included) (100 reports/month) |

*Up to 100,000 Full and Basic Users per tenant.

** Details for included basic tiers are provided in each product section below. The basic tier is provided once per cloud instance.

B. Data Packs

1. Data Analyzed. All Qlik Cloud Analytics editions include a capacity measure for data analyzed, which refers to the volume of data available for analysis in Qlik Cloud (“Data Analyzed”). Data Analyzed refers to data loaded into Qlik Cloud from an external source or created in Qlik Cloud, and includes all data being analyzed, profiled by the catalog, or landed into Qlik Cloud. Data moved into Qlik Cloud using Qlik Cloud Data Integration is not counted toward Data Analyzed (except from mainframe and SAP sources in Standard edition). Data Analyzed is measured daily. The quantity of Data Analyzed increases when data is added and decreases as data is deleted. Data is counted at the time of entry into Qlik Cloud, so data loaded into multiple tenants is counted multiple times, but data that is loaded once and used multiple times for analysis is only counted once. Data can be reloaded multiple times. If the reload has additional data, the difference is counted as Data Analyzed. The size of Data Analyzed is represented in the application available for download from the management console.

2. Data Packs. Qlik Cloud Analytics Premium and Enterprise editions require the purchase of Data Packs, which govern the amount of data that can be analyzed. Minimum purchase requirements are noted above. The Standard edition includes a fixed quantity of data for analysis and may not be increased. Although Qlik displays capacity limits in



binary gigabytes (GB) in the user interface and documentation, the unit of measurement used in Qlik Cloud is gibibyte (GiB).

C. Qlik Cloud Analytics Users

- 1. Full User.** A Full User can perform all actions in the tenant that are enabled by the tenant administrator for the user profile and enabled by the space owner, including the ability to create, view and edit content, export charts and applications, or work with data spaces to access data integration, automations and machine learning. Full Users can be assigned administrative or any space roles in the tenant. A full user is assigned to a named user. Full Users receive 1 GB of data in the personal space for analytics applications, which is not counted toward Data Analyzed.
- 2. Basic User.** A Basic User is intended for limited read-only cases and is permitted to view content, create notes and private bookmarks. Basic Users are not available with the Standard edition.

D. Overage

Overage can occur when a customer’s actual usage exceeds the purchased capacity limits. Overage allows continued access to Qlik Cloud Analytics without interruption. For Qlik Cloud Analytics, overage occurs if the peak monthly usage exceeds the purchased capacity. Where overage is applicable, continued usage will be permitted until consumption reaches ten (10) times the purchased capacity limit. Overages are billed monthly in arrears. Customer will be billed for the number of overage units incurred, including partially used quantities. The Qlik Cloud Analytics Standard edition does not allow overage. If the capacity limit is reached, the Data Analyzed must be deleted below the limit, or the edition must be upgraded.

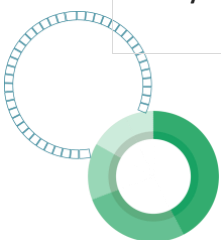
| Qlik Cloud Analytics Edition | Overage Enabled |
|------------------------------|-----------------|
| Standard | No |
| Premium | Yes |
| Enterprise | Yes |

IV. Qlik Sense Enterprise SaaS

Qlik Sense Enterprise SaaS subscriptions include one tenant and standard capacity limits as described below. Test and Development Sites require separate licenses, except where expressly included in a subscription. Qlik Sense Enterprise SaaS is not available to MSP partners.

A. Access to Qlik Sense Enterprise SaaS

| Access Type | Description |
|--------------------------|--|
| Professional User | Professional User is a full developer and user license, which provides access to all features of Qlik Sense Enterprise SaaS. Professional User subscriptions include access to Qlik GeoAnalytics Base and Qlik Web Connectors during the subscription period and for so long as the products are generally available. Professional Users are not available for external use by third parties. ¹ |
| Analyzer User | Analyzer User is a limited user license and allows users to access and explore Qlik Sense Applications. Analyzer Users may not create or modify Qlik Sense Applications, create or publish new sheets, update or modify data or access a Personal Space. At least one Professional User is required to purchase an Analyzer User. |



| Access Type | Description |
|-------------------------------|---|
| Analyzer Capacity Pack | Analyzer Capacity offers access to QSE SaaS with metered usage. Analyzer Capacity is sold in packs of 1,000 minutes per month. Minutes are allocated and reset on a monthly basis and any unused minutes remaining at the end of a month are forfeited. Consumption of minutes is based on active use and in minimum increments of 6 minutes. Usage is actively metered and users will be denied access if the licensed capacity is exceeded. If a customer enables and consents to overage, customer will be permitted to exceed purchased minutes and will be invoiced for any overage (at 125% of list price) the following month. Analyzer Capacity functionality is the same as the Analyzer User functionality. At least one Professional User is required to purchase Analyzer Capacity. |

B. QSE SaaS Capacity Limits (Standard)

| | | |
|---|---|--------------|
| Application Size Limit (in-memory) | The maximum size of an application, which contains the visualization layer, load script and highly compressed data. The in-memory size maximum refers to the amount of memory an application consumes when it is being loaded with data in QSE SaaS. | 5 GB Maximum |
| Concurrent Applications | The maximum number of applications for all users that can be run at any given time. If more than 1 application is used as a constant display or billboard, application performance may be impacted. Display or billboard use means circumventing the automatic logout function to keep a login active and force an application to display without interruption. | Unlimited |
| Scheduled Data Reloads (per day) | The total number of data refreshes that can be scheduled in a single day. There is no limit on manual data refreshes. A data reload is an update to the data model that changes its schema and/or content using an automated or manual script. | Unlimited |
| Scheduled Data Reload Concurrency | The total number of scheduled data refreshes that may occur at the same time. In some cases, queuing may occur due to high concurrency demands. | 30 Reloads |
| Total Cloud Storage (on disk) | Cloud storage is limited to data specifically used for purposes of analytics. Cloud storage capacity may not be used to store non-analytics data or as a backup repository for unrelated data. | Unlimited |

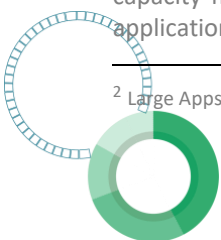
C. Qlik Sense Enterprise SaaS – Gov (US)

Qlik Sense Enterprise SaaS - Gov (US) is a version of Qlik Sense Enterprise SaaS with FedRAMP Moderate and DoD IL2 certification available to U.S government agencies and select government contractors. Qlik Sense Enterprise SaaS – Gov (US) includes the Dedicated Capacity limits described above and can be accessed with any combination of Professional Users, Analyzer Users or Analyzer Capacity packs. Expansion options include Qlik Sense Enterprise Client-Managed Add On, additional tenants as well as additional test and development sites.

D. Large Apps for Qlik Sense Enterprise SaaS

With Large Apps, the standard capacity limits for Qlik Sense Enterprise SaaS and Qlik Sense Enterprise SaaS – Gov (US) subscriptions may be upgraded to expand the maximum size of an application from 5 GB up to 50 GB². Additional capacity may be purchased to support running large applications concurrently, but the maximum limit for a single application is 50 GB regardless of the total capacity purchased.

² Large Apps replaces Expanded and Dedicated Capacity offerings, which will not be available for renewal.



| | | |
|---|--|-------------------------------|
| Application Size Limit (Capacity Pack) | A capacity pack may be purchased to increase the maximum in-memory size of an application, which contains the visualization layer, load script and highly compressed data. The application size limit refers to the amount of memory an application consumes at the time it is loaded into Qlik Sense Enterprise SaaS. | 20 GB or 100 GB Capacity Pack |
| Reloads | The maximum reload capacity is capped at 3x the total application size limit. | |

E. Multi-Tenant Entitlement

A Qlik Sense Enterprise SaaS tenant is a container hosted by Qlik, which is managed with a single license key (“Tenant”). Customers requiring multiple Qlik Sense Tenants may license subscriptions for separately managed Tenants or may elect to have a single cloud instance with multiple Tenants. A Qlik Sense Enterprise SaaS multi-tenant entitlement permits the deployment of multiple tenants from a single subscription. In a multi-tenant environment, capacity and user-based entitlements may be allocated and deployed by Customer across all tenants only up to the total contracted entitlement. Usage in excess of contracted entitlement is subject to additional fees. If using Customer Managed Keys (CMK), a unique CMK is required to be deployed to each tenant.

F. QlikView Add-On

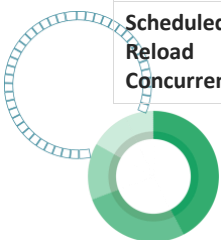
The QlikView Add-On allows access to QlikView to be added to Qlik Sense Enterprise SaaS (and Qlik Sense Enterprise Client-Managed) deployments using a common license model. A unified license requires use of the Qlik License Service, which enables Professional Users, Analyzer Users or Analyzer Capacity Packs to be centrally managed and assigned or allocated for use with either QlikView or Qlik Sense.

V. Qlik Sense Business

Qlik Sense Business is a SaaS offering hosted and managed by Qlik to operationalize analytics across groups and teams. Qlik Sense Business is made available on a per user basis.

A. Qlik Sense Business

| Parameter | Maximum | Description |
|--|---------|--|
| Application Size Limit (In-memory)* | 1.25 GB | The maximum size of an app, which contains the visualization layer, load script and highly compressed data, that can be consumed in-memory. The in-memory size maximum refers to the amount of memory an app can consume when it is being loaded with data in Qlik Sense Business. |
| Total Cloud Storage (On disk) | 250GB | The total amount of storage on disk for the QSC tenant including staged data, apps and user-generated content. Cloud storage is restricted to Qlik application data only. |
| Scheduled Data Reloads Per Day | 50 | The total number of data reloads across all apps that can be scheduled in a single day. There is no limit on manual data reloads. A data reload is an update to the data model that changes its schema and/or content using an automated or manual script. |
| Scheduled Data Reload Concurrency | 3 | The total number of scheduled data reloads that may occur at the same time. There is no limit on manual data refreshes. |



| Parameter | Maximum | Description |
|-----------------|--------------|---|
| Shared Spaces | 5 | Allows groups of Users access to collaboratively create apps and/or interact with apps. |
| Personal Spaces | 1 (per User) | Users can create and share their own apps. Spaces are sections of the hub used to both collaboratively develop Applications and control access to Applications. |

B. Accessing Qlik Sense Business

In order to access Qlik Sense Business, each User must have accepted a customer's invitation to join the customer's Qlik Sense Business group and have been registered (by email address) by customer's account. User assignments are made within the total number of Users in the subscription and may not be transferred to another user unless due to: (i) termination of employment, or (ii) other business circumstance in which the user no longer requires access to Qlik Sense Business (e.g., transfer of the user to a new business unit).

VI. Qlik Application Automation

Qlik Application Automation is an included feature with Qlik Cloud Data Integration and Qlik Sense Enterprise SaaS subscriptions and may be upgraded or purchased separately.

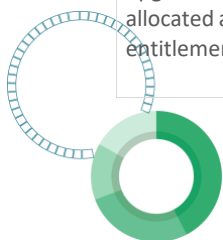
A. Upgrade Options

The table below shows the permitted use for each tier of Qlik Reporting Service. The Premiere tier may be expanded as needed.

| | Qlik Cloud Subscription* (Included) | Start Up | Scale Up | Premiere | Premiere Expansion | Enforced** |
|---|-------------------------------------|----------------|----------------|----------------|--------------------|------------|
| Number of Tenant Automation Runs (per month)*** | 5,000 | 20,000 | 60,000 | 200,000 | Additional 200,000 | No |
| Standard Connectors | All | All | All | All | - | - |
| Number of Users | All SaaS Users | All SaaS Users | All SaaS Users | All SaaS Users | - | Yes |
| Connections per User*** | Unlimited | Unlimited | Unlimited | Unlimited | - | No |
| Automations per User | 10 | Unlimited | Unlimited | Unlimited | - | No |
| Maximum Concurrent Tenant Automation Runs | 10 | 10 | 15 | 30 | - | Yes |
| Average Concurrent Automation Runs (per month) | 5 | 5 | 5 | 15 | - | No |
| Bandwidth (GB per month)*** | 1,000 | 1,000 | 2,500 | 5,000 | - | No |

* Included with Qlik Cloud Data Integration and Qlik Sense Enterprise SaaS subscriptions.

** Some limits are not enforced within the product and actual use may exceed stated limits. Repeated overage will require an upgrade to the applicable level corresponding with actual use. In a multi-tenant entitlement deployment, concurrent runs may be allocated and deployed by Customer across all tenants only up to the total contracted entitlement, and usage in excess of contracted entitlement is subject to additional fees



*** As used above, “Automation” means a workflow made by or for a Customer. “Automation Run” means one execution of an Automation (manual run, test run, scheduled run, triggered run or webhook run). “Connection” refers to the number of connected data sources or Third Party Applications. “Bandwidth” is measured in GB for Automation Runs (both uploading and downloading when using a connection to Qlik Application Automation or a Third Party Application). “Third Party Application” refers to a third-party product, API and/or any technology, tool, application, integration, platform or other software or system, which is not provided by Qlik that interoperates with Qlik Application Automation.

B. Stand-alone Option

Application Automation Start Up, Scale Up and Premiere tiers are also available on a stand-alone basis without a separate Qlik Cloud subscription. If purchased on a stand-alone basis, Qlik Application Automation subscriptions will include five (5) Qlik Sense Enterprise SaaS Professional Users. Any expansion to include additional users will require a separate Qlik Cloud subscription.

VII. Qlik AutoML

Qlik AutoML provides customers with the ability to train and deploy machine learning models on Qlik Cloud. Qlik AutoML is sold by capacity, which is measured by the number of deployed models and the size of the dataset that can be used. Deployed models are counted by the number of models in development or in production. Dataset sizes are measured by the number of rows multiplied by the number of columns. Concurrent tasks refers to the number of experiment training jobs a tenant can perform in parallel. Qlik AutoML is included with a Qlik Sense Enterprise (QSE) SaaS subscription with the limits set forth below. Additional capacity may be purchased by tier for customers that require higher levels of either deployed models, concurrent tasks, or dataset size.

In a multi-tenant entitlement deployment, capacity and user-based entitlements may be allocated and deployed by Customer across all tenants only up to the total contracted entitlement. Usage in excess of contracted entitlement is subject to additional fees.

| | Qlik Cloud DI and QSE SaaS (Included)* | Start Up Tier | Scale Up Tier | Premier Tier | Premier Tier Expansion** |
|-------------------|--|---------------|---------------|--------------|--------------------------|
| Deployed Models | 2 | 5 | 10 | 20 | 20 |
| Concurrent Tasks | 1 | 5 | 10 | 15 | 15 |
| Dataset Size | 100K | 1M | 10M | 100M | - |
| Advanced Features | No | Yes | Yes | Yes | - |

* Subscriptions for Start Up, Scale Up and Premier Tiers include 5 QSE SaaS Professional Users.

** Premier Expansion requires a Premier subscription and provides incremental additional deployed models and concurrent training on top of the existing capacity for the Premier tier. There is no increase in dataset size, which remains limited to 100M.

VIII. Qlik Reporting Service

Qlik Reporting Service is an included feature with a Qlik Cloud Data Integration and Qlik Sense Enterprise SaaS subscriptions and may be upgraded. The table below shows the permitted use for each tier of Qlik Reporting Service.

| | QSE SaaS (Included) | Start Up | Scale Up | Premiere | Premiere Expansion Increments | Enforced* |
|---|---------------------|----------|----------|----------|-------------------------------|-----------|
| Maximum Number of Reports** (Per Month) | 100 | 1,000 | 5,000 | 20,000 | 20,000 | No |



* Some limits are not enforced within the product and actual use may exceed stated limits. Repeated overage will require an upgrade to the applicable level corresponding with actual use.

** As used above, a "Report" means a document output of a reporting services call (via API or Generate Report Block in Automations). Examples of Reports are: i) Direct API call to return a chart in a document format is a count of 1 Report; ii) Within an Automation, the execution and successful return of a composed multi-page document from a Generate Report Block is a count of 1 Report.

IX. Qlik Geocoding

Qlik Geocoding provides geographical (GPS) coordinates corresponding to a location, such as a street address and vice versa. Each address or individual coordinate set sent to the Qlik Geocoding server constitutes a lookup request, regardless of the extent to which resulting data is returned (e.g. an invalid or incomplete street address or GPS coordinates may result in non-discrete data or no data at all being returned). Up to five thousand (5,000) lookup requests may be sent in a single call to the Geocoding server. Geocoding is sold as a fixed quantity of lookup requests, where such quantity of lookups must be used within one (1) year from the date of purchase. Unused lookup requests remaining as of the date of expiration are forfeited.

X. General

1. **Third Party Applications.** Qlik Products may connect with or access third party applications, sources, and targets (including Geocoding) (collectively, "Third Party Applications"), through application programming interfaces ("APIs") or connectors. Third-party application programming interfaces ("API") are not managed by Qlik, and Qlik cannot be responsible for disruptions in connectivity, if any third-party APIs are changed or discontinued by the respective third parties. Customer is responsible for and controls all data transferred to and received from Third Party Applications and associated costs (if any). Qlik does not support, license or control Third-Party Applications, the protection of Customer's data provided to Third-Party Applications, or the accuracy or integrity of data received from Third Party Applications.

2. This Product Description is subject to change with new releases, features and functionality and at Qlik's discretion; provided, however, that any changes will not materially services or support to the Customer during a subscription term.

