

DATA ANALYTICS

Self-Paced Learning

Qlik® Continuous Classroom



INTRODUCTION

Look something up. Learn something new.
Our Qlik Continuous Classroom is here,
when you need it.

Customer Reviews



“Qlik Continuous Classroom has helped me stay abreast with the latest on how Qlik can be leveraged better in our organization.”

— **Ananthanarayanan Venkatesan, Vice President, HDFC Life Insurance**

“Qlik Continuous Classroom gives me access to all the information I need in one place. I use it to find out what’s new in business intelligence and use it in my work.”

— **Marta Jasiewicz-Badowska, Application Developer, Apotex**

We know all kinds of people use our Qlik software. If you’re new to our software, you need knowledge and skills to get started the right way, right away. Once you’ve used Qlik for awhile, you may want to discover more about our latest features or refresh your memory about how to build a report to meet a fast-approaching deadline. Our Qlik Continuous Classroom is the best resource for you to immediately access learning content that’s just right for you.





Our Qlik Continuous Classroom is a self-paced training platform. It puts all the learning you need at your fingertips – anytime, anywhere, always. We understand job pressures, and that sometimes you just can’t wait for an upcoming class or your busy schedule won’t accommodate instructor-led training right now. Our Qlik Continuous Classroom successfully complements your continuous learning journey.



Our Approach

Role-Based Learning

Learning in the Qlik Continuous Classroom is role-based, to ensure that essential job-related tasks are covered in each role's courses.

| | |
|---------------------------------------------------------------------------------------------------------------|-------------------------------------------------------------------------------------------------------------------------------------------------------|
|  Business User | Use pre-built applications to analyze data and make informed data driven decisions |
|  Business Analyst | Create powerful, clean, cutting-edge visualizations. Learn best ways to help users explore information and gain critical insights on multiple devices |
|  Data Architect | Manage and consolidate data from different tables and sources and integrate them into a clean dashboard interface |
|  System Administrator | Manage security and platform architecture, including performance and scalability |

Modular Learning

We conveniently organize learning into modules that may be completed in a single sitting. We frequently add new modules and update existing modules as we release new product versions.

| Video with Smart Search | Learning Aids | Assess |
|---------------------------------------------------------------------------------------------------------------------------------------------------------|---------------------------------------------------------------------------------------------------------------------------------|--------------------------------------------------------------------------------------------------------------------|
| <ul style="list-style-type: none">• Average 30 min• Hands-on demos• Instantly find and fast-forward to any word spoken! | <ul style="list-style-type: none">• Example files• Self-paced practices• Quick reference guides | <ul style="list-style-type: none">• 5-question quizzes• Take each as many times as you like |

Prescriptive Learning

We guide your learning journey using plans customized for each role and each product, and allow you to track your progress all along the way.

| Flexible Learning Plan Options | My Learning Dashboard | Bonus Resources |
|--------------------------------------------------------------------------------------------------------|----------------------------------------------------------------------------------------------------------------------------|------------------------------------------------------------------------------------------------------------------------------------------|
| <ul style="list-style-type: none">• Targeted plans by user role• Build your own | <ul style="list-style-type: none">• Personal progress tracking• Enterprise-level tracking available | <ul style="list-style-type: none">• Data Literacy courses• “How do I?” short videos• Qualification exams |

Interactive Learning

Our Qlik Continuous Classroom supports a completely interactive and collaborative learning experience.

| Social Collaboration | Calendar of Events | Advanced Search |
|----------------------------------------------------------------------------------------------------------------------------|-----------------------------------------------------------------------------------------------------------------------------------------------|--------------------------------------------------------------------------------------------------------------------------------------------|
| <ul style="list-style-type: none">• Discussion forums in Qlik Community• Instructor 1-on-1 sessions | <ul style="list-style-type: none">• Live webinars offered weekly across timezones• Releases of new and updated modules | <ul style="list-style-type: none">• Faceted search for self-paced content powered by Qlik Sense• Smart video search |

How you get started

Annual Subscriptions

You can choose between an annual individual subscription – either by role or full access – or a corporate subscription with full access – scalable by number of named users, or unlimited. New user courses are available for free to everyone – including our entire library of Data Literacy courses, Business User courses, and our “How Do I?” videos.

Get started at learning.qlik.com/qcc

| Annual Subscriptions | New User FREE FOR ALL | Individual User PAID | | | Corporate PAID |
|-----------------------|--------------------------|-------------------------|----|----------------|---------------------------------------|
| | | BA | DA | FULL ACCESS | |
| | | | | | Up to 10, 50, 250, 1000, Unlimited |
| Business User | ● | ● | ● | ● | ● |
| Data Literacy | ● | ● | ● | ● | ● |
| Business Analyst (BA) | ◐ | ● | | ● | ● |
| Data Architect (DA) | ◐ | | ● | ● | ● |
| System Administrator | | | | ● | ● |
| How Do I's Videos | ● | ● | ● | ● | ● |
| Other Resources* | | ● | ● | ● | ● |

*Qualifications exams, live webinars, 1:1 instructor course support



About Qlik

Qlik's vision is a data-literate world, one where everyone can use data to improve decision-making and solve their most challenging problems. Only Qlik offers end-to-end, real-time data integration and analytics solutions that help organizations access and transform all their data into value. Qlik helps companies lead with data to see more deeply into customer behavior, reinvent business processes, discover new revenue streams, and balance risk and reward. Qlik does business in more than 100 countries and serves over 50,000 customers around the world.

qlik.com