
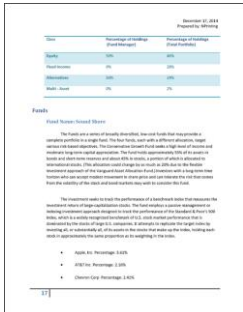


QlikView® NPrinting 17

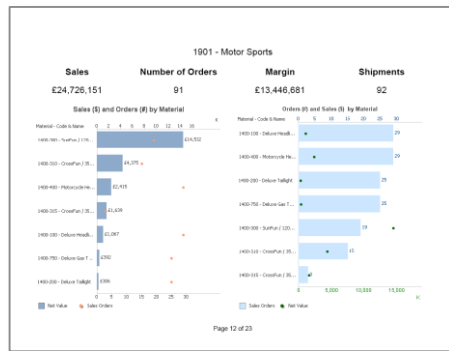
Spread Knowledge and Insight

QlikView NPrinting 17 is Qlik's next-generation reporting and distribution solution for QlikView, helping spread knowledge and insight across the organization and beyond. QlikView NPrinting offers reporting in widely adopted, portable formats such as Microsoft Office and pixel perfect .PDF, using data and analytics from QlikView. It ensures that the right reports get to the right people, how and when they need them, through scheduled distribution and a new online subscription hub for user self-service. And, with multi-threaded, multi-engine scalability and enhanced security, QlikView NPrinting 17 offers enhanced support for large enterprise deployments.

With QlikView NPrinting, QlikView can serve as a single solution for both interactive analytics and reporting, allowing organizations to retire legacy BI systems and encourage recipients to adopt interactive analytics to see the whole story in their data.



		Actual	ADP	vs ADP	PIF	vs PIF	Actual	% SP vs PIF
25	Subbrand 4 - SMO 10	6,487.4	5,227.2	24.3	6,227.4	5.9	5,977.7	24.7%
26	Subbrand 4 - SMO 11	450.6	388.0	16.4	488.2	-7.9	411.0	9.7%
27	Subbrand 4 - SMO 12	4,536.2	4,549.2	-0.8	4,728.4	-48.0	3,555.7	27.6%
28	Subbrand 4 - Total	4,808.5	4,565.2	20.8	5,704.2	-18.7	4,857.7	-27.8%
29	Subbrand 1 - SMO 1	768.2	1,234.9	-49.8	972.2	-185.0	1,137.5	-34.2%
30	Subbrand 1 - SMO 2	461.9	794.4	-33.8	752.2	-181.1	901.8	-37.8%
31	Subbrand 1 - SMO 3	958.0	1,465.6	-50.8	1,258.2	-195.0	1,476.6	-36.4%
32	Subbrand 1 - SMO 4	2,457.9	3,064.1	-60.8	3,011.6	-58.4	3,139.1	-25.7%
33	Subbrand 1 - Total	1,826.0	3,657.0	-50.0	3,468.9	-188.6	4,476.6	-59.9%
34	Subbrand 2 - SMO 1	292.8	390.0	-97.8	439.9	-148.2	440.2	-48.9%
35	Subbrand 2 - SMO 2	382.0	464.0	-122.0	458.8	-122.6	476.8	-20.2%
36	Subbrand 2 - SMO 3	388.2	748.0	-35.1	703.8	-141.9	875.9	-31.8%
37	Subbrand 2 - SMO 4	1,152.0	1,761.4	-23.8	1,811.4	-165.9	1,841.7	-37.8%
38	TOTAL	18,448.1	18,019.8	4.8	18,463.3	-14.0	18,424.2	1.8%
39	Overall Sales	18,429.2	18,224.8	7.2	18,626.5	-45.0	18,512.8	0.4%
40	OT	45,185.5	46,302.8	11.1	45,513.8	-4.7	45,744.1	26.3%
41	IT	42,708.4	48,012.2	6.8	48,028.0	-3.7	46,478.0	2.7%
42	IT	422.0	422.0	0.0	422.0	0.0	422.0	-2.2%
43	IT	1,718.9	1,718.9	0.0	1,718.9	0.0	1,718.9	-1.2%
44	IT	24,017.9	24,017.9	0.0	24,017.9	0.0	24,017.9	-1.0%
45	IT	2,488.0	2,488.0	0.0	2,488.0	0.0	2,488.0	-1.0%
46	IT	220.0	220.0	0.0	220.0	0.0	220.0	-1.0%
47	IT	1,177.0	1,177.0	0.0	1,177.0	0.0	1,177.0	-1.0%
48	IT	2,100.0	2,100.0	0.0	2,100.0	0.0	2,100.0	-1.0%
49	IT	452.0	452.0	0.0	452.0	0.0	452.0	-1.0%
50	IT	181.6	181.6	0.0	181.6	0.0	181.6	-1.0%
51	IT	4,793.0	4,793.0	0.0	4,793.0	0.0	4,793.0	-1.0%
52	OT	4,862.7	4,862.7	0.0	4,862.7	0.0	4,862.7	-1.0%
53	OT	11,996.3	11,996.3	0.0	11,996.3	0.0	11,996.3	-1.0%
54	OT	14,351.8	12,719.0	17.0	13,945.7	4.1	13,193.0	1.1%
55	TOTAL	18,448.1	18,019.8	4.8	18,463.3	-14.0	18,424.2	1.8%



Create Great Looking Reports Fast



QlikView® NPrinting allows users to develop great looking reports using data and analytics from QlikView. Reports can be created in a variety of popular formats, including Microsoft Office (PowerPoint, Excel, and Word), highly polished pixel perfect reports, and HTML reports for web publication. Report development is straightforward and powerful, with drag-and-drop simplicity, built-in report editors, and advanced pixel-perfect formatting, banding, and scripting. And with a new, web based client, organizations can effectively manage and secure multi-developer environments.

The Right Reports for the Right People



QlikView NPrinting ensures that the right reports get to the right people, how and when they need them. Organizations can centrally schedule, generate, and deliver reports to a variety of recipients, with filtered information customized to the user. Reports can be encrypted for secure distribution and delivered through a variety of channels including email and web. And a new “newstand” subscription portal allows users to search for and browse reports they have permission to access, view past versions (archives) of reports, and set up delivery schedules in a secure, self-service environment.

Collaborative Analytics for the Enterprise



QlikView NPrinting 17 features multi-threaded, multi-engine scalability and enhanced security that supports the demands of large enterprises. The new NPrinting engine is multi-threaded, and supports clustering, allowing a number of engines to run in parallel, improving scalability and reliability for large volume deployments. Role-based security allows administrators to control and manage access to development and reporting features at a granular level, and a new web-based user interface supports multi-developer environments.

With QlikView NPrinting, QlikView can serve as a single solution for both interactive analytics and reporting. The same QlikView data models can be used for both purposes, allowing organizations to retire legacy BI systems and save significant costs. And, organizations can include links to live QlikView apps in report distributions, encouraging passive consumers to adopt interactive analytics to explore their data further. Confidence is improved, complexity is reduced, and more people can see the whole story in their data.

About Qlik®

Qlik (NASDAQ: QLIK) is a leader in visual analytics. Its portfolio of products meets customers' growing needs from reporting and self-service visual analysis to guided, embedded and custom analytics. Approximately 37,000 customers rely on Qlik solutions to gain meaning out of information from varied sources, exploring the hidden relationships within data that lead to insights that ignite good ideas. Headquartered in Radnor, Pennsylvania, Qlik has offices around the world with more than 1700 partners covering more than 100 countries.