



Education



Instant
empowerment.



It's not about what you know.

It's about what you can do.

Qlik Education delivers coursework, tools, and programs designed to teach you the true capabilities of Qlik and how you can use them to perform your job - not just repeat memorized features and functions. By partnering with Qlik Education, you can rapidly develop and deploy meaningful apps which put the power of visual analytics in the hands of your business users.

Engaging Qlik Education enables your users to:

- Start using Qlik applications more quickly
- Understand the complete range of Qlik capabilities
- Interact with experienced Instructors to facilitate learning
- Contribute to organizational effectiveness which increases the value of your investment in Qlik



About Qlik Education

Qlik Education offers a rich mix of training options, resources and technology, all designed to maximize success of your development, deployment and use of Qlik.

Courses are available in a variety of training formats to provide flexible learning options. Whether you are a business user, business analyst, data architect, system administrator or web developer, Qlik has a training option to meet your needs.

We will work with you to define your precise training requirements, to make sure that yourself or your staff gets the right level of learning and performance support (learning that the user accesses in their day-to-day job) at the right time in the deployment life cycle.

And our learning content covers not only the capabilities and competencies of Qlik Sense and QlikView, but also analytics and data literacy learning - complementary skills that are not Qlik specific, but are required for you to perform your job.

With Qlik Education your organization will:

- **Enhance performance**
 - Get your business users to peak productivity and maximize your ROI
- **Drive collaboration**
 - Train groups of coworkers together so they rapidly understand how Qlik's social visual analytics potential enable them to collaborate on analytics like never before
- **Learn what's important to you**
 - Along with standard courses, Qlik offers tailored workshops to train your users to use Qlik applications based on your needs and requirements



Why Qlik Education?

Qlik Education accelerates the adoption of visual analytics by providing environments which remove common learning barriers and provide users with a structured path to build knowledge about Qlik applications.

Qlik Education in Figures



55

**countries where we
deliver public or
private training**



379

**global cities where
we deliver public or
private training**



11

**languages
taught**



19,161

**skills assessments
were taken in 2016**



2,214

**certifications were
earned in 2016**

Training format options

When it comes to learning, one size does not fit all. Therefore, Qlik offers a wide variety of delivery methods to suit different learning preferences, organizational logistics, and the needs of specific Qlik user roles.



Instructor-led

This delivery method is a traditional, in-person classroom training approach, where our expert instructor leads a group of students through demonstrations and hands-on exercises. You can attend at a public classroom location globally or privately at your office location.



Virtual instructor-led

This delivery method is a live instructor-led course, held in virtual classrooms online. Students access the courses via web conferencing technologies and are provided access to software via a cloud-based solution. An instructor leads a group of students through demonstrations and hands-on exercises. A private option for delivery to your organization is also possible.



Private training

Private training is a perfect option when you have a group of up to 10 users who need the same training. Private classes can be held at your facility, virtually, or a combination of classroom and virtual.



Continuous Learning

The Qlik Continuous Classroom is our subscription-based, self-service online learning platform. It's the perfect training complement to ensure success in your continuous learning journey. The Qlik Continuous Classroom is designed to provide only the learning you need, right at your fingertips – anytime, anywhere, always. Features include video-based modules, exercises and quizzes, smart search feature and collaboration tools to interact with students and instructors.

Qlik Continuous Classroom

The Qlik Continuous Classroom is a self-service online platform designed to provide only the learning you need, right at your fingertips – anytime, anywhere, always. We know your job does not stop: sometimes you can't wait for the next class to learn what you need, nor do you always have the time to block days in your schedule for instructor-led training. The Qlik Continuous Classroom is the perfect training complement to ensure success in your continuous learning journey.

Your learning, your choice



Choose **what** you want to learn:

- Based on your user role
- Based on your skills
- Advanced content search



Choose **how** you want to learn:

- Based on your preferred learning style
- Includes videos, exercises and quizzes
- Chat live with instructors and students



Choose **when** you want to learn:

- Access anytime, anywhere, always
- Start, stop, resume and go back
- Office hours and webinars

Pathways



Business User



Business Analyst



Data Architect

	FREE	SUBSCRIPTION	SUBSCRIPTION
Qlik Sense	✓	✓	✓
QlikView		✓	✓
Analytics	✓	✓	✓

Access






- One-year paid subscription
- Free courses included
- Corporate subscriptions available

Try and Buy: gcc.qlik.com

Role-based education

All our training options are role-based, to ensure that all essential job-related tasks are covered in each role's core courses, while tasks that apply to only certain users, as well as advanced tasks, are covered in elective master courses

User role descriptions

Business User		Use pre-built applications to analyze data and make informed data driven decisions
Business Analyst		Create powerful, clean, cutting-edge visualizations. Learn best ways to help users explore information and gain critical insights on multiple devices
Data Architect		Manage and consolidate data from different tables and sources and integrate them into a clean dashboard interface
System Administrator		Manage security and platform architecture, including reloading and publishing of documents
Enterprise Architect		Architect and secure your Qlik platform, user accessibility and application access rule administration



Words from our Customers

“Thanks to Qlik Education Services, we’ve achieved a rapid ROI. Qlik Education has helped us transform our working culture with customized designer training.”

“My instructor was outstanding. His ability to pace himself and the class, his subject matter expertise, patience, communication, steadfastness, ad hoc troubleshooting ability, and cheerful disposition are a rare combination.”

“Qlik Continuous Classroom is another example of how Qlik is delivering innovative solutions and approaches.”

Table of Contents

Find here all the information you need about Qlik's portfolio of education services offerings. It is organized into three main sections:

Qlik Sense® Courses & Certifications

- [Qlik Sense Course Overview](#)
- [Create Visualizations with Qlik Sense](#)
- [Data Modeling for Qlik Sense](#)
- [Deploy and Administer Qlik Sense](#)
- [Create Mashups with Qlik Sense](#)
- [Qlik Sense for QlikView Developers](#)
- [Create Reports with Qlik NPrinting](#)
- [Qlik Sense Business Analyst Certification](#)
- [Qlik Sense Data Architect Certification](#)
- [Qlik Sense System Administrator Certification](#)

QlikView® Courses & Certifications

- [QlikView Course Overview](#)
- [QlikView Designer](#)
- [Data Visualization and Design Best Practices Using QlikView](#)
- [Create Reports with Qlik NPrinting](#)
- [QlikView Developer](#)
- [QlikView Server Publisher](#)
- [QlikView Advanced Topics in Design and Development](#)
- [QlikView Performance and Scalability](#)
- [QlikView Designer Certification](#)
- [QlikView Developer Certification](#)
- [QlikView System Administrator Certification](#)


Programs

- [Qlik Skills Assessment](#)
- [Qlik Custom Application Training](#)
- [Qlik Academic Program](#)





Qlik Sense® Courses & Certifications



Qlik Sense® Course Overview



Continuous Learning

Self-service online learning platform featuring video-based modules, exercises and quizzes, and tools to collaborate with instructors and students.



Instructor-led Training (ILT)

Live instructor-led courses delivered in-person at public classrooms or privately at your facility. Demonstrations and hands-on labs included



Virtual Instructor-led Training (VILT)

Live instructor-led courses delivered in a virtual training environment. Collaboration with instructor and other students included.

	Core	Continuous Learning	Master
	Fundamental concepts and best practices. Competency in most frequently used job skills. Can lead to certification. <hr/> ILT and VILT	A virtual environment for on-demand videos, online collaboration and expert instruction.	Solutions and best practices for common challenges. Specialized tasks related to job functions. Can lead to certification. <hr/> ILT, VILT, Certification and customized special programs
Business User	<u>Create Visualizations with Qlik Sense</u> <u>Create Reports with Qlik NPrinting</u>	<u>Qlik Continuous Classroom for Business User (Free)</u>	<u>Custom Application Training (bespoke on-demand videos)</u>
Business Analyst	<u>Create Visualizations with Qlik Sense</u> <u>Create Mashups with Qlik Sense</u> <u>Create Reports with Qlik NPrinting</u>	<u>Qlik Continuous Classroom for Business Analyst</u>	<u>Qlik Sense Business Analyst Certification</u>
Data Architect	<u>Data Modeling for Qlik Sense</u>	<u>Qlik Continuous Classroom for Data Architect</u>	<u>Qlik Sense Data Architect Certification</u>
System Administrator	<u>Deploy and Administer Qlik Sense</u>		<u>Qlik Sense Administrator Certification</u>
Enterprise Architect	<u>Deploy and Administer Qlik Sense</u>		

- [Qlik Sense Course Overview](#)
- [Create Visualizations with Qlik Sense](#)
- [Data Modeling for Qlik Sense](#)
- [Deploy and Administer Qlik Sense](#)
- [Create Mashups with Qlik Sense](#)
- [Qlik Sense for QlikView Developers](#)
- [Create Reports with Qlik NPrinting](#)
- [Qlik Sense Business Analyst Certification](#)
- [Qlik Sense Data Architect Certification](#)
- [Qlik Sense System Administrator Certification](#)

- [QlikView Course Overview](#)
- [QlikView Designer](#)
- [Data Visualization and Design Best Practices Using QlikView](#)
- [Create Reports with Qlik NPrinting](#)
- [QlikView Developer](#)
- [QlikView Server Publisher](#)
- [QlikView Advanced Topics in Design and Development](#)
- [QlikView Performance and Scalability](#)
- [QlikView Business Analyst Certification](#)
- [QlikView Data Architect Certification](#)
- [QlikView System Administrator Certification](#)

- [Qlik Skills Assessment](#)
- [Qlik Custom Application Training](#)
- [Qlik Academic Program](#)

Create Visualizations with Qlik Sense

Description

Create Visualizations with Qlik Sense, a scenario-based course, addresses the fundamentals required to enable you for self-service visualization and discovery. The course combines demonstrations and hands-on exercises to teach the essential concepts for designing beautiful and effective Qlik Sense visualizations and guided stories. Additionally, you will look in depth at the different visualizations and selecting the appropriate one for your data and the type of questions you need to answer. This course combines demonstrations and hands-on exercises to teach the concepts for designing Qlik Sense visualizations and guided stories.

Class Type and Duration

- Instructor led or Virtual Instructor led*
- 2 days

Course Prerequisites

- Building an app tutorial (found under Tutorials in the online help of Qlik Sense Desktop)

Audience

- Business Users
- Business Analysts
- Data Architects

Skills Learned

- Perform advanced analysis in Qlik Sense
- Identify data types and explain how they are interpreted as visualizations
- Design and create Qlik Sense visualizations, based on user-centered workflows, for others to use
- Discuss concepts of data visualization and how they are implemented in Qlik Sense
- Identify best practices for Qlik Sense visualization design
- Share insights with Qlik Sense guided story-telling
- Explain how Qlik Sense’s responsive design enables developing multi-screen design
- Share apps on cloud with others

Course Outline

- Getting started with Qlik Sense
- Loading Data
- Visualizations
- Enhancing your apps
- Sharing your insights
- Delivering and next steps

*Availability varies by region

- [Qlik Sense Course Overview](#)
- [Create Visualizations with Qlik Sense](#)
- [Data Modeling for Qlik Sense](#)
- [Deploy and Administer Qlik Sense](#)
- [Create Mashups with Qlik Sense](#)
- [Qlik Sense for QlikView Developers](#)
- [Create Reports with Qlik NPrinting](#)
- [Qlik Sense Business Analyst Certification](#)
- [Qlik Sense Data Architect Certification](#)
- [Qlik Sense System Administrator Certification](#)

- [QlikView Course Overview](#)
- [QlikView Designer](#)
- [Data Visualization and Design Best Practices Using QlikView](#)
- [Create Reports with Qlik NPrinting](#)
- [QlikView Developer](#)
- [QlikView Server Publisher](#)
- [QlikView Advanced Topics in Design and Development](#)
- [QlikView Performance and Scalability](#)
- [QlikView Business Analyst Certification](#)
- [QlikView Data Architect Certification](#)
- [QlikView System Administrator Certification](#)

- [Qlik Skills Assessment](#)
- [Qlik Custom Application Training](#)
- [Qlik Academic Program](#)

Data Modeling for Qlik Sense

Description

Data Modeling for Qlik Sense is a technical course for you to learn to develop a coherent data model in Qlik Sense by loading and transforming multiple data sources. With information, tools, techniques, and exercises, this course includes topics dealing with: data connections, cleansing and transforming source data, resolving data model issues, optimization for performance, using QlikView Data Files (QVD) files, application development on Qlik Sense server

NOTE: The course objectives for this course closely align with the QlikView® Developer course. You do not need to take this course if you have already taken the QlikView Developer course.

Class Type and Duration

- Instructor led or Virtual Instructor led*
- 3 days

Course Prerequisites

- Creating Visualizations with Qlik Sense (advantageous)
- Database and SQL query knowledge

Audience

- Data Architects
- Partners
- Consultants


Skills Learned

- Create a data model in Qlik Sense
- Use the data load editor and the data manager
- Create and maintain data connections, including DataMarket
- Resolve data structure issues and script errors
- Transform data for better performance
- Discuss synthetic keys and circular references
- Add dimensions and measures to the master library
- Add simple visualizations with Qlik Sense

Course Outline

- Basic data modeling concepts
- Data connections
- Structuring the script
- Loading Data and Data transformations
- Resolving data issues
- Generating data with the script
- Debugging a data load
- Scripting and data model challenges
- Advanced Calculations
- Direct discovery
- Performance Considerations
- Working with server
- Security

*Availability varies by region



- [Qlik Sense Course Overview](#)
- [Create Visualizations with Qlik Sense](#)
- [Data Modeling for Qlik Sense](#)
- [Deploy and Administer Qlik Sense](#)
- [Create Mashups with Qlik Sense](#)
- [Qlik Sense for QlikView Developers](#)
- [Create Reports with Qlik NPrinting](#)
- [Qlik Sense Business Analyst Certification](#)
- [Qlik Sense Data Architect Certification](#)
- [Qlik Sense System Administrator Certification](#)

- [QlikView Course Overview](#)
- [QlikView Designer](#)
- [Data Visualization and Design Best Practices Using QlikView](#)
- [Create Reports with Qlik NPrinting](#)
- [QlikView Developer](#)
- [QlikView Server Publisher](#)
- [QlikView Advanced Topics in Design and Development](#)
- [QlikView Performance and Scalability](#)
- [QlikView Business Analyst Certification](#)
- [QlikView Data Architect Certification](#)
- [QlikView System Administrator Certification](#)

- [Qlik Skills Assessment](#)
- [Qlik Custom Application Training](#)
- [Qlik Academic Program](#)

Deploy and Administer Qlik Sense (formerly known as Administer and Maintain Qlik Sense)

Description

Deploy and Administer Qlik Sense is a technical course that gives you the information, tools, techniques, and skills necessary to deploy, set up, configure, and maintain a Qlik Sense Enterprise platform. Explore security architecture configurations, load balancing, and single sign-on methods. Take advantage of Qlik Sense’s enterprise-class governance capabilities for ensuring quality, accuracy, and security of data and analytics.

Class Type and Duration

- Instructor led or Virtual Instructor led*
- 2 days

Course Prerequisites

- Fundamental knowledge of IT business systems and operations
- Knowledge of Windows Server OS, Active Directory (or other user directory service)
- Basic system security awareness
- Understanding of Qlik Sense or QlikView recommended

Audience

- System Administrators
- Enterprise Architects


Skills Learned

- Understand deployment plan requirements
- Deploy single and multi-node configurations
- Install Qlik Sense Enterprise with shared persistence
- Explore the QMC
- Add and manage users
- Understand Qlik Sense licensing model
- Configure user license tokens
- Add and manage apps, extensions, objects, streams and tasks
- Understand Qlik Sense Enterprise security
- Manage and audit system security
- Understand data security with section access
- Configure virtual proxies
- Add and manage data connections
- Explain various methods for load balancing
- Manage multiple schedulers
- Discuss single sign-on concepts
- Monitor and troubleshoot typical system issues

Course Outline

- Business case
- Server Components
- Single and multi-node architecture
- Qlik Sense install and the QMC
- Add and manage users
- Apps, extensions, objects, streams and tasks
- Proxies & virtual proxies
- Schedulers
- Qlik Sense security
- Data connections and data security
- Load balancing
- Single sign-on concepts
- The Operations Monitor
- Troubleshooting

*Availability varies by region



Qlik Sense® Courses & Certifications

- [Qlik Sense Course Overview](#)
- [Create Visualizations with Qlik Sense](#)
- [Data Modeling for Qlik Sense](#)
- [Deploy and Administer Qlik Sense](#)
- [Create Mashups with Qlik Sense](#)
- [Qlik Sense for QlikView Developers](#)
- [Create Reports with Qlik NPrinting](#)
- [Qlik Sense Business Analyst Certification](#)
- [Qlik Sense Data Architect Certification](#)
- [Qlik Sense System Administrator Certification](#)

QlikView® Courses & Certifications

- [QlikView Course Overview](#)
- [QlikView Designer](#)
- [Data Visualization and Design Best Practices Using QlikView](#)
- [Create Reports with Qlik NPrinting](#)
- [QlikView Developer](#)
- [QlikView Server Publisher](#)
- [QlikView Advanced Topics in Design and Development](#)
- [QlikView Performance and Scalability](#)
- [QlikView Business Analyst Certification](#)
- [QlikView Data Architect Certification](#)
- [QlikView System Administrator Certification](#)

Programs

- [Qlik Skills Assessment](#)
- [Qlik Custom Application Training](#)
- [Qlik Academic Program](#)

Create Mashups with Qlik Sense

Description

This introductory developer course provides the foundational skills required to create web page mashups using Qlik Dev Hub.

Class Type and Duration

- Instructor led or Virtual Instructor led*
- 1 day

Course Prerequisites

- Familiar with Qlik Sense architecture

Audience

- Business Analysts

Skills Learned

- Explain what a mashup is
- Create Qlik Sense mashups
- Recognize supporting technologies upon which mashups are built
- Manipulate supporting code layers for mashups
- Identify how to learn more about supporting technologies
- Share insights with Qlik Sense guided stories
- Understanding the basics of certain APIs

Course Outline

- What is a mashup
- Qlik Dev Hub information
- Foundation technologies
- Creating first mashup
- Deconstruction of pre-made mashup
- Introduction to certain APIs
- Debugging mashups



*Availability varies by region

- [Qlik Sense Course Overview](#)
- [Create Visualizations with Qlik Sense](#)
- [Data Modeling for Qlik Sense](#)
- [Deploy and Administer Qlik Sense](#)
- [Create Mashups with Qlik Sense](#)
- [Qlik Sense for QlikView Developers](#)
- [Create Reports with Qlik NPrinting](#)
- [Qlik Sense Business Analyst Certification](#)
- [Qlik Sense Data Architect Certification](#)
- [Qlik Sense System Administrator Certification](#)

- [QlikView Course Overview](#)
- [QlikView Designer](#)
- [Data Visualization and Design Best Practices Using QlikView](#)
- [Create Reports with Qlik NPrinting](#)
- [QlikView Developer](#)
- [QlikView Server Publisher](#)
- [QlikView Advanced Topics in Design and Development](#)
- [QlikView Performance and Scalability](#)
- [QlikView Business Analyst Certification](#)
- [QlikView Data Architect Certification](#)
- [QlikView System Administrator Certification](#)

- [Qlik Skills Assessment](#)
- [Qlik Custom Application Training](#)
- [Qlik Academic Program](#)

Qlik Sense for QlikView Developers

Description

Qlik Sense for QlikView Experts is designed to enable Qlik Sense skills in those already familiar with QlikView. This technical course teaches the basics of Qlik Sense visualizations and data modeling.

Class Type and Duration

- Instructor led or Virtual Instructor led*
- 1 day

Course Prerequisites

A high level of proficiency with QlikView

Audience

- Qlik Partners
- Qlik Consultants

Skills Learned

- Perform advanced analysis in Qlik Sense
- Create Master items in the library
- Design and create Qlik Sense apps
- Explore Qlik Sense best practices
- Explain how Qlik Sense’s responsive design enables multi-device compatibility
- Create a data model in Qlik Sense
- Use the data load editor
- Create and maintain data connections
- Design and create Visualizations
- Explain Qlik Sense architecture and components
- Create Streams and publish apps
- Secure data using Section Access
- Attach your own data to a Qlik Sense Enterprise app
- Add data from external sources with Qlik DataMarket
- Leverage visual data profiling to build data associations
- Analyze data with smart search

Course Outline

- QlikView and Qlik Sense
- Qlik Sense architecture
- Creating a Qlik Sense app
- Data load editor and managing sections
- Data connection, select, and load
- Loading data and debugging
- Data model viewer
- Key concepts of Qlik Sense
- Using the Qlik Sense app
- Building the app
- Sharing your insights
- Publishing and data security

*Availability varies by region



- [Qlik Sense Course Overview](#)
- [Create Visualizations with Qlik Sense](#)
- [Data Modeling for Qlik Sense](#)
- [Deploy and Administer Qlik Sense](#)
- [Create Mashups with Qlik Sense](#)
- [Qlik Sense for QlikView Developers](#)
- [Create Reports with Qlik NPrinting](#)
- [Qlik Sense Business Analyst Certification](#)
- [Qlik Sense Data Architect Certification](#)
- [Qlik Sense System Administrator Certification](#)

- [QlikView Course Overview](#)
- [QlikView Designer](#)
- [Data Visualization and Design Best Practices Using QlikView](#)
- [Create Reports with Qlik NPrinting](#)
- [QlikView Developer](#)
- [QlikView Server Publisher](#)
- [QlikView Advanced Topics in Design and Development](#)
- [QlikView Performance and Scalability](#)
- [QlikView Business Analyst Certification](#)
- [QlikView Data Architect Certification](#)
- [QlikView System Administrator Certification](#)

- [Qlik Skills Assessment](#)
- [Qlik Custom Application Training](#)
- [Qlik Academic Program](#)

Create Reports with Qlik NPrinting

Description

The Create Reports with Qlik NPrinting course is intended for business users and analysts who need to be able to build and distribute static reports based on QlikView or Qlik Sense products. The course will cover: Web Console configuration, generation of reports (QlikView and Qlik Sense), NewsStand environment, report distribution options, and user access management.

Class Type and Duration

- Instructor led or Virtual Instructor led*
- 1 day

Course Prerequisites

- Familiar with generic QlikView or Qlik Sense application design

Audience

- Business Users
- Business Analysts

Skills Learned

- Explain how Qlik NPrinting fits within the Qlik portfolio.
- Explain the product components and architecture.
- Describe the installation process (to provide context).
- Configure Qlik NPrinting Web Console.
- Create Qlik NPrinting Apps and data connections.
- Develop reports based on single and multiple sources from both QlikView and Qlik Sense.
- Apply filters and conditions to Qlik NPrinting reports.
- Manage recipients and distribute reports in multiple ways.
- Create users and security roles.
- Distribute reports with data reduction based on recipients.

Course Outline

- Qlik NPrinting overview
 - Introduction to Qlik NPrinting
 - Qlik NPrinting process flows
- Report development
 - PowerPoint reports
 - Word reports
 - Excel reports
 - PixelPerfect reports
 - HTML reports
 - Filters and other reports
- Report access and distribution
 - Publishing reports
 - Security (Optional)

*Availability varies by region



- [Qlik Sense Course Overview](#)
- [Create Visualizations with Qlik Sense](#)
- [Data Modeling for Qlik Sense](#)
- [Deploy and Administer Qlik Sense](#)
- [Create Mashups with Qlik Sense](#)
- [Qlik Sense for QlikView Developers](#)
- [Create Reports with Qlik NPrinting](#)
- [Qlik Sense Business Analyst Certification](#)
- [Qlik Sense Data Architect Certification](#)
- [Qlik Sense System Administrator Certification](#)

- [QlikView Course Overview](#)
- [QlikView Designer](#)
- [Data Visualization and Design Best Practices Using QlikView](#)
- [Create Reports with Qlik NPrinting](#)
- [QlikView Developer](#)
- [QlikView Server Publisher](#)
- [QlikView Advanced Topics in Design and Development](#)
- [QlikView Performance and Scalability](#)
- [QlikView Business Analyst Certification](#)
- [QlikView Data Architect Certification](#)
- [QlikView System Administrator Certification](#)

- [Qlik Skills Assessment](#)
- [Qlik Custom Application Training](#)
- [Qlik Academic Program](#)

Qlik Sense Business Analyst Certification

Description

The Qlik Sense Business Analyst Certification Exam tests your knowledge of creating and delivering Qlik Sense applications. This exam tests your ability to interpret business requirements, prepare the data, design the application user interface, build the user interface and deliver the application. To take the exam, register at [Pearson VUE Test Centers](#) globally.

Format

- Comprehensive scenario based questions
- 66 multiple choice questions
- 2.5 hours

Audience

- Business Analyst

Exam Prerequisites

- Experience developing production-quality applications in Qlik Sense
- Experience creating dimensions, measures and objects for the master library
- Visualization and user interface design experience and understanding of design best practices

Benefits

With Qlik certification, you can benchmark your skills against an established and objective level of competency, as well as confirm your level of expertise. The program also helps to ensure consistency and quality of services and support. To achieve certification, you must pass an exam based on skills and knowledge related to a certain role and its tasks.

Exam duration and number of questions is subject to change for new exam versions. For the latest information about available languages, log into [pearsonvue.com/qlik](#).



- [Qlik Sense Course Overview](#)
- [Create Visualizations with Qlik Sense](#)
- [Data Modeling for Qlik Sense](#)
- [Deploy and Administer Qlik Sense](#)
- [Create Mashups with Qlik Sense](#)
- [Qlik Sense for QlikView Developers](#)
- [Create Reports with Qlik NPrinting](#)
- [Qlik Sense Business Analyst Certification](#)
- [Qlik Sense Data Architect Certification](#)
- [Qlik Sense System Administrator Certification](#)

- [QlikView Course Overview](#)
- [QlikView Designer](#)
- [Data Visualization and Design Best Practices Using QlikView](#)
- [Create Reports with Qlik NPrinting](#)
- [QlikView Developer](#)
- [QlikView Server Publisher](#)
- [QlikView Advanced Topics in Design and Development](#)
- [QlikView Performance and Scalability](#)
- [QlikView Business Analyst Certification](#)
- [QlikView Data Architect Certification](#)
- [QlikView System Administrator Certification](#)

- [Qlik Skills Assessment](#)
- [Qlik Custom Application Training](#)
- [Qlik Academic Program](#)

Qlik Sense Data Architect Certification

Description

The Qlik Sense Data Architect Certification Exam tests your knowledge of developing and managing data models used to create Qlik Sense visualizations. This exam tests your ability to translate business requirements into technical requirements, to design, create and validate the data model, and build the master library. To take the exam, register at [Pearson VUE Test Centers](#) globally.

Format

- Comprehensive scenario based questions
- 66 multiple choice questions
- 2.5 hours

Audience

- Qlik Sense Data Architects

Exam Prerequisites

- Experience developing at least two production-quality applications in Qlik Sense
- Ability to write Qlik Sense LOAD scripts and validate data
- Basic understanding of Extract-Transform- Load (ETL)
- Create and use connectors to various data sources
- Understand the QVD layer and architecture of the Qlik platform
- Ability to architect data to provide optimal performance
- Familiar with SQL and relational databases

Benefits

With Qlik certification, you can benchmark your skills against an established and objective level of competency, as well as confirm your level of expertise. The program also helps to ensure consistency and quality of services and support. To achieve certification, you must pass an exam based on skills and knowledge related to a certain role and its tasks.



Exam duration and number of questions is subject to change for new exam versions. For the latest information about available languages, log into [pearsonvue.com/qlik](#).

- [Qlik Sense Course Overview](#)
- [Create Visualizations with Qlik Sense](#)
- [Data Modeling for Qlik Sense](#)
- [Deploy and Administer Qlik Sense](#)
- [Create Mashups with Qlik Sense](#)
- [Qlik Sense for QlikView Developers](#)
- [Create Reports with Qlik NPrinting](#)
- [Qlik Sense Business Analyst Certification](#)
- [Qlik Sense Data Architect Certification](#)
- [Qlik Sense System Administrator Certification](#)

- [QlikView Course Overview](#)
- [QlikView Designer](#)
- [Data Visualization and Design Best Practices Using QlikView](#)
- [Create Reports with Qlik NPrinting](#)
- [QlikView Developer](#)
- [QlikView Server Publisher](#)
- [QlikView Advanced Topics in Design and Development](#)
- [QlikView Performance and Scalability](#)
- [QlikView Business Analyst Certification](#)
- [QlikView Data Architect Certification](#)
- [QlikView System Administrator Certification](#)

- [Qlik Skills Assessment](#)
- [Qlik Custom Application Training](#)
- [Qlik Academic Program](#)

Qlik Sense System Administrator Certification

Description

The Qlik Sense System Administrator Certification Exam tests your knowledge of managing a Qlik Sense environment. This exam tests your ability to set up the environment, configure access, configure apps, tasks and the content library, manage the environment, and troubleshoot problems and errors. To take the exam, register at [Pearson VUE Test Centers](#) globally.

Format

- Comprehensive scenario based questions
- 66 multiple choice questions
- 2.5 hours

Audience

- Qlik Sense System Administrators

Exam Prerequisites

- At least 6 months experience as an administrator of a Microsoft Windows Server-based environment
- Experience working with Qlik Sense sites and the Qlik Management Console, to provide data and application governance, library maintenance, as well as user and application security
- Experience managing the policies and options that run the Qlik Sense servers and apps
- Experience creating rules and managing the visualization streams
- Knowledge of networking and Active Directory configuration, proxies, intermediate web servers, load balancers, etc.
- Familiarity with Windows tools and logs created (e.g., Event Viewer, Services Console, DCOM Console, Windows Registry)
- Experience using NSLookUp, Telnet, Ping, NetStat, Fiddler, and other browser tools to troubleshoot connectivity, interoperability, configuration, performance, etc.

Benefits

With Qlik certification, you can benchmark your skills against an established and objective level of competency, as well as confirm your level of expertise. The program also helps to ensure consistency and quality of services and support. To achieve certification, you must pass an exam based on skills and knowledge related to a certain role and its tasks.



Exam duration and number of questions is subject to change for new exam versions. For the latest information about available languages, log into [pearsonvue.com/qlik](#).

QlikView® Courses & Certifications



QlikView® Course Overview



Continuous Learning

Self-service online learning platform featuring video-based modules, exercises and quizzes, and tools to collaborate with instructors and students.



Instructor-led Training (ILT)

Live instructor-led courses delivered in-person at public classrooms or privately at your facility. Demonstrations and hands-on labs included



Virtual Instructor-led Training (VILT)

Live instructor-led courses delivered in a virtual training environment. Collaboration with instructor and other students included.

	Core	Continuous Learning	Master
	<p>Fundamental concepts and best practices. Competency in most frequently used job skills.</p> <p>Can lead to certification.</p> <hr/> <p>ILT and VILT</p>	<p>A virtual environment for on-demand videos, online collaboration and expert instruction.</p>	<p>Solutions and best practices for common challenges. Specialized tasks related to job functions.</p> <p>Can lead to certification.</p> <hr/> <p>OD, ILT, VILT, Certification and customized special events</p>
Business User	<p><u>Create Reports with Qlik NPrinting</u></p>		<p><u>Qlik Custom Application Training (bespoke OD)</u></p>
Business Analyst	<p><u>QlikView Designer</u></p> <p><u>Data Visualization and Design Best Practices Using QlikView</u></p> <p><u>Create Reports with Qlik NPrinting</u></p>	<p><u>Qlik Continuous Classroom for Business Analyst</u></p>	<p><u>Advanced Topics in Design and Development</u></p> <p><u>QlikView Business Analyst Certification</u></p>
Data Architect	<p><u>QlikView Designer</u></p> <p><u>QlikView Developer</u></p>	<p><u>Qlik Continuous Classroom for Data Architect</u></p>	<p><u>Advanced Topics in Design and Development</u></p> <p><u>QlikView Data Architect Certification</u></p>
Enterprise Architect	<p><u>QlikView Server Publisher</u></p>		<p><u>QlikView Performance and Scalability</u></p> <p><u>QlikView System Administrator Certification</u></p>

- [Qlik Sense Course Overview](#)
- [Create Visualizations with Qlik Sense](#)
- [Data Modeling for Qlik Sense](#)
- [Deploy and Administer Qlik Sense](#)
- [Create Mashups with Qlik Sense](#)
- [Qlik Sense for QlikView Developers](#)
- [Create Reports with Qlik NPrinting](#)
- [Qlik Sense Business Analyst Certification](#)
- [Qlik Sense Data Architect Certification](#)
- [Qlik Sense System Administrator Certification](#)

- [QlikView Course Overview](#)
- [QlikView Designer](#)
- [Data Visualization and Design Best Practices Using QlikView](#)
- [Create Reports with Qlik NPrinting](#)
- [QlikView Developer](#)
- [QlikView Server Publisher](#)
- [QlikView Advanced Topics in Design and Development](#)
- [QlikView Performance and Scalability](#)
- [QlikView Business Analyst Certification](#)
- [QlikView Data Architect Certification](#)
- [QlikView System Administrator Certification](#)

- [Qlik Skills Assessment](#)
- [Qlik Custom Application Training](#)
- [Qlik Academic Program](#)

QlikView Designer

Description

Having the knowledge and understanding of the critical concepts and design components needed to create a QlikView document is essential to building effective and powerful QlikView documents. QlikView Designer is a scenario based course that utilizes a business case scenario to lead the participant through the processes and steps needed to build a QlikView document. The course is a combination of lecture/demonstration followed by hands-on activities.

Class Type and Duration

- Instructor led or Virtual Instructor led*
- 2 days

Course Prerequisites

- Basic knowledge of computer concepts
- Knowledge of Key Performance Indicators

Audience

- Business Users
- Business Analysts
- Data Architects

Skills Learned

- Demonstrate basic knowledge of a QlikView data model in QlikView
- Explain how to best layout and design your QlikView application
- Explain basic use of QlikView sheet objects
- Identify, based on data provided, which chart will provide the best visual representation of data to the user

Course Outline

- Get Started with QlikView
- The ABC Sales Application
- The data model
- Sheets, filters and navigation
- Foundations of a powerful user interface
- Discovering charts
- Data Model Viewer
- Using WebView
- Advanced features
- Build the app
- Creating reports
- Other spreadsheet objects



*Availability varies by region

- [Qlik Sense Course Overview](#)
- [Create Visualizations with Qlik Sense](#)
- [Data Modeling for Qlik Sense](#)
- [Deploy and Administer Qlik Sense](#)
- [Create Mashups with Qlik Sense](#)
- [Qlik Sense for QlikView Developers](#)
- [Create Reports with Qlik NPrinting](#)
- [Qlik Sense Business Analyst Certification](#)
- [Qlik Sense Data Architect Certification](#)
- [Qlik Sense System Administrator Certification](#)

- [QlikView Course Overview](#)
- [QlikView Designer](#)
- [Data Visualization and Design Best Practices Using QlikView](#)
- [Create Reports with Qlik NPrinting](#)
- [QlikView Developer](#)
- [QlikView Server Publisher](#)
- [QlikView Advanced Topics in Design and Development](#)
- [QlikView Performance and Scalability](#)
- [QlikView Business Analyst Certification](#)
- [QlikView Data Architect Certification](#)
- [QlikView System Administrator Certification](#)

- [Qlik Skills Assessment](#)
- [Qlik Custom Application Training](#)
- [Qlik Academic Program](#)

Data Visualization and Design Best Practices Using QlikView

Description

We live in an age of information. Thousands of terabytes are created daily. Data Visualization and Design Best Practices Using QlikView introduces you to the topic of visualization: the practice of creating images that make sense of all that data and enable insight. Using a database provided with the course, you will use the principles of visualization, information design and user-centered design to produce an end product that incorporates all of those concepts and theories. In this course, you will combine your visualization and QlikView skills together to get the most out of this experience. This is a must-have course for those who design QlikView applications and are looking for the best approaches and techniques to organizing data.

Class Type and Duration

- Instructor led or Virtual Instructor led*
- 2 days

Course Prerequisites

QlikView Designer Course - Required

Audience

- Business Analysts
- Data Architects

Skills Learned

- Identify aspects of visualization design
- Develop user-centered workflows
- Organize and structure information
- Create QlikView applications by applying aspects of good visualization design
- Identify the best approaches to the design of QlikView applications

Course Outline

- Visualization design
- User-Centered workflows
- Organizing information
- Data presentation
- Color and contrast
- Putting it together in QlikView
- Enhancing charts
- Working with color and typography



*Availability varies by region

- [Qlik Sense Course Overview](#)
- [Create Visualizations with Qlik Sense](#)
- [Data Modeling for Qlik Sense](#)
- [Deploy and Administer Qlik Sense](#)
- [Create Mashups with Qlik Sense](#)
- [Qlik Sense for QlikView Developers](#)
- [Create Reports with Qlik NPrinting](#)
- [Qlik Sense Business Analyst Certification](#)
- [Qlik Sense Data Architect Certification](#)
- [Qlik Sense System Administrator Certification](#)

- [QlikView Course Overview](#)
- [QlikView Designer](#)
- [Data Visualization and Design Best Practices Using QlikView](#)
- [Create Reports with Qlik NPrinting](#)
- [QlikView Developer](#)
- [QlikView Server Publisher](#)
- [QlikView Advanced Topics in Design and Development](#)
- [QlikView Performance and Scalability](#)
- [QlikView Business Analyst Certification](#)
- [QlikView Data Architect Certification](#)
- [QlikView System Administrator Certification](#)

- [Qlik Skills Assessment](#)
- [Qlik Custom Application Training](#)
- [Qlik Academic Program](#)

Create Reports with Qlik NPrinting

Description

The Create Reports with Qlik NPrinting course is intended for business users and analysts who need to be able to build and distribute static reports based on QlikView or Qlik Sense products. The course will cover: Web Console configuration, generation of reports (QlikView and Qlik Sense), NewsStand environment, report distribution options, and user access management.

Class Type and Duration

- Instructor led or Virtual Instructor led*
- 1 day

Course Prerequisites

- Familiar with generic QlikView or Qlik Sense application design

Audience

- Business Users
- Business Analysts

Skills Learned

- Explain how Qlik NPrinting fits within the Qlik portfolio.
- Explain the product components and architecture.
- Describe the installation process (to provide context).
- Configure Qlik NPrinting Web Console.
- Create Qlik NPrinting Apps and data connections.
- Develop reports based on single and multiple sources from both QlikView and Qlik Sense.
- Apply filters and conditions to Qlik NPrinting reports.
- Manage recipients and distribute reports in multiple ways.
- Create users and security roles.
- Distribute reports with data reduction based on recipients.

Course Outline

- Qlik NPrinting overview
 - Introduction to Qlik NPrinting
 - Qlik NPrinting process flows
- Report development
 - PowerPoint reports
 - Word reports
 - Excel reports
 - PixelPerfect reports
 - HTML reports
 - Filters and other reports
- Report access and distribution
 - Publishing reports
 - Security (Optional)

*Availability varies by region



- [Qlik Sense Course Overview](#)
- [Create Visualizations with Qlik Sense](#)
- [Data Modeling for Qlik Sense](#)
- [Deploy and Administer Qlik Sense](#)
- [Create Mashups with Qlik Sense](#)
- [Qlik Sense for QlikView Developers](#)
- [Create Reports with Qlik NPrinting](#)
- [Qlik Sense Business Analyst Certification](#)
- [Qlik Sense Data Architect Certification](#)
- [Qlik Sense System Administrator Certification](#)

- [QlikView Course Overview](#)
- [QlikView Designer](#)
- [Data Visualization and Design Best Practices Using QlikView](#)
- [Create Reports with Qlik NPrinting](#)
- [QlikView Developer](#)
- [QlikView Server Publisher](#)
- [QlikView Advanced Topics in Design and Development](#)
- [QlikView Performance and Scalability](#)
- [QlikView Business Analyst Certification](#)
- [QlikView Data Architect Certification](#)
- [QlikView System Administrator Certification](#)

- [Qlik Skills Assessment](#)
- [Qlik Custom Application Training](#)
- [Qlik Academic Program](#)

QlikView Developer

Description

QlikView Developer is a must if you are building QlikView applications. Knowledge of the data model, creation of the proper data connections and scripting fundamentals are critical to creating QlikView applications that provide your organization with powerful business discovery tools. QlikView Developer provides you with an opportunity to learn by doing through a series of lectures and hands-on exercises focused on developing QlikView applications. Beginning with the QlikView environment and covering topics such as data modeling, synthetic keys and how to use the script editor, the Developer course will prepare you to take your QlikView applications to the next level. The course concludes with a business case where you can practice your skills in building a QlikView application from the beginning using identified key performance indicators.

Class Type and Duration

- Instructor led or Virtual Instructor led*
- 3 days

Skills Learned

- Create a data model in QlikView
- Build a QlikView application
- Resolve data structure issues
- Access the Debugger
- Define the advanced uses of the script editor
- Use Transformative Functions in the script
- Discuss Synthetic Keys

Course Prerequisites

Designer Course - Required

Course Outline

- Development & Deployment
- Connect, select and load
- Loading data from the database
- Synthetic keys
- Basic data model and Table Viewer
- Adding text data
- Basic data transformation
- Generating data in QlikView script
- Scripting considerations
- Master calendar
- Mapping tables
- Data model optimization
- Scripting and data model challenges
- Loading budget data
- Advanced calculations in sheet objects

Audience

- Business Analysts
- Data Architects
- Metadata
- QlikView data (Qvd) files
- Performance optimization
- QlikView security

*Availability varies by region



- [Qlik Sense Course Overview](#)
- [Create Visualizations with Qlik Sense](#)
- [Data Modeling for Qlik Sense](#)
- [Deploy and Administer Qlik Sense](#)
- [Create Mashups with Qlik Sense](#)
- [Qlik Sense for QlikView Developers](#)
- [Create Reports with Qlik NPrinting](#)
- [Qlik Sense Business Analyst Certification](#)
- [Qlik Sense Data Architect Certification](#)
- [Qlik Sense System Administrator Certification](#)

QlikView® Courses & Certifications

- [QlikView Course Overview](#)
- [QlikView Designer](#)
- [Data Visualization and Design Best Practices Using QlikView](#)
- [Create Reports with Qlik NPrinting](#)
- [QlikView Developer](#)
- [QlikView Server Publisher](#)
- [QlikView Advanced Topics in Design and Development](#)
- [QlikView Performance and Scalability](#)
- [QlikView Business Analyst Certification](#)
- [QlikView Data Architect Certification](#)
- [QlikView System Administrator Certification](#)

Programs

- [Qlik Skills Assessment](#)
- [Qlik Custom Application Training](#)
- [Qlik Academic Program](#)

QlikView Server Publisher

Description

Laying a strong foundation for QlikView is critically important for allowing your organization to better manage, monitor and deploy QlikView business discovery applications to business users. The QlikView Server Publisher course is for System Administrators to develop and sharpen their skills in product installations, deployment methods and security integration with the QlikView platform. The course progresses from a basic, single-server installation to more advanced configurations involving QlikView Server and Publisher, including advanced scalability, connectivity and management of larger, more complex enterprise deployments.

Class Type and Duration

- Instructor led or Virtual Instructor led*
- 3 days

Course Prerequisites

- Hands-on experience with server technology

Audience

- System Administrators
- Consultants responsible for QlikView Server implementations

Skills Learned

- Understand the architecture and components of QlikView Server and Publisher
- Complete a standard installation and configure QlikView Server and Publisher on a single server
- Add, manage, distribute and secure QlikView applications
- Complete advanced administration tasks using a multiple QlikView Server and Publisher configuration
- Identify the configuration options for the clustering of QlikView Servers
- Identify tools that monitor and manage the QlikView Server Publisher environment

Course Outline

- Deployment types and installation
- Server components and architecture
- Licenses
- QlikView server configuration – QMC
- Security
- User and document management
- Social business discovery
- Logging and monitoring
- Advanced administration
- Multi-Server and distributed deployments
- Troubleshooting



*Availability varies by region

- [Qlik Sense Course Overview](#)
- [Create Visualizations with Qlik Sense](#)
- [Data Modeling for Qlik Sense](#)
- [Deploy and Administer Qlik Sense](#)
- [Create Mashups with Qlik Sense](#)
- [Qlik Sense for QlikView Developers](#)
- [Create Reports with Qlik NPrinting](#)
- [Qlik Sense Business Analyst Certification](#)
- [Qlik Sense Data Architect Certification](#)
- [Qlik Sense System Administrator Certification](#)

- [QlikView Course Overview](#)
- [QlikView Designer](#)
- [Data Visualization and Design Best Practices Using QlikView](#)
- [Create Reports with Qlik NPrinting](#)
- [QlikView Developer](#)
- [QlikView Server Publisher](#)
- [QlikView Advanced Topics in Design and Development](#)
- [QlikView Performance and Scalability](#)
- [QlikView Business Analyst Certification](#)
- [QlikView Data Architect Certification](#)
- [QlikView System Administrator Certification](#)

- [Qlik Skills Assessment](#)
- [Qlik Custom Application Training](#)
- [Qlik Academic Program](#)

QlikView Advanced Topics in Design and Development

Description

Are you ready to take your skills to the next level? QlikView Advanced Topics in Design and Development is a specialized course for experienced QlikView Business Analysts and Data Architects. To benefit from this course you should have at least six months of QlikView application development experience. The course takes you through a combination of demonstrations and exercises to master Set Analysis, other advanced expressions, data modeling, performance and design concepts, incremental data loads, and Direct Discovery.

Class Type and Duration

- Instructor led or Virtual Instructor led*
- 2 days

Course Prerequisites

- Completed QlikView Designer and Developer courses
- At least 6 months of advanced design and development experience

Audience

- Business Analysts
- Data Architects

Skills Learned

- Identify the advantages and use cases for advanced Set Analysis
- Use the appropriate functions in Set Analysis expressions
- Debug and fix Set Analysis expressions
- Use other advanced functions such as Hierarchy and Aggr
- Validate the data and the results
- Identify advanced data modeling and table integration approaches used to develop QlikView applications
- Explain QlikView data storage concepts and apply performance tuning techniques
- Explain the fundamentals of Direct Discovery

Course Outline

- QlikView data storage
- QlikView data modeling
- Incremental loads
- Expression calculations
- Set analysis components
- Advanced set analysis
- Controlling dimensions and expressions
- Alternate states
- Additional functions
- Resources
- Enterprise deployment
- Direct Discovery

*Availability varies by region



- [Qlik Sense Course Overview](#)
- [Create Visualizations with Qlik Sense](#)
- [Data Modeling for Qlik Sense](#)
- [Deploy and Administer Qlik Sense](#)
- [Create Mashups with Qlik Sense](#)
- [Qlik Sense for QlikView Developers](#)
- [Create Reports with Qlik NPrinting](#)
- [Qlik Sense Business Analyst Certification](#)
- [Qlik Sense Data Architect Certification](#)
- [Qlik Sense System Administrator Certification](#)

QlikView® Courses & Certifications

- [QlikView Course Overview](#)
- [QlikView Designer](#)
- [Data Visualization and Design Best Practices Using QlikView](#)
- [Create Reports with Qlik NPrinting](#)
- [QlikView Developer](#)
- [QlikView Server Publisher](#)
- [QlikView Advanced Topics in Design and Development](#)
- [QlikView Performance and Scalability](#)
- [QlikView Business Analyst Certification](#)
- [QlikView Data Architect Certification](#)
- [QlikView System Administrator Certification](#)

Programs

- [Qlik Skills Assessment](#)
- [Qlik Custom Application Training](#)
- [Qlik Academic Program](#)

QlikView Performance and Scalability

Description

QlikView Performance and Scalability is a technical course that explores the factors that affect performance of a QlikView platform. The course teaches the tools to test and evaluate system performance. It covers the techniques to analyze and diagnose performance bottlenecks. It also discusses how application design and hardware architecture can affect performance. And demonstrates practical designs and solutions for an optimally performing and scalable QlikView platform.

Class Type and Duration

- Instructor led or Virtual Instructor led*
- 2 days

Course Prerequisites

- Experience with the installation and administration of a QlikView Server platform in a production environment
- Experience using QlikView
- A general understanding of QlikView application architecture
- Familiarity with server hardware architectures

Audience

- Data Architects
- System Administrators
- Qlik Partners
- Qlik Consultants

Skills Learned

- Understanding the elements that influence the performance of the QlikView platform
- Ability to use analytical tools, logs and techniques to test and evaluate performance
- A basic understanding of application performance considerations
- Knowledge of how the physical environment affects performance and which elements contribute towards a high performing and scalable QlikView platform

Course Outline

- Elements of performance
- Performance testing
- Using scalability tools
- Overview of application considerations
- Analyzing performance results
- Server hardware architecture
- Memory usage and disk storage
- CPU, cores, connections, and NUMA
- Scaling QlikView

*Availability varies by region

- [Qlik Sense Course Overview](#)
- [Create Visualizations with Qlik Sense](#)
- [Data Modeling for Qlik Sense](#)
- [Deploy and Administer Qlik Sense](#)
- [Create Mashups with Qlik Sense](#)
- [Qlik Sense for QlikView Developers](#)
- [Create Reports with Qlik NPrinting](#)
- [Qlik Sense Business Analyst Certification](#)
- [Qlik Sense Data Architect Certification](#)
- [Qlik Sense System Administrator Certification](#)

- [QlikView Course Overview](#)
- [QlikView Designer](#)
- [Data Visualization and Design Best Practices Using QlikView](#)
- [Create Reports with Qlik NPrinting](#)
- [QlikView Developer](#)
- [QlikView Server Publisher](#)
- [QlikView Advanced Topics in Design and Development](#)
- [QlikView Performance and Scalability](#)
- [QlikView Business Analyst Certification](#)
- [QlikView Data Architect Certification](#)
- [QlikView System Administrator Certification](#)

- [Qlik Skills Assessment](#)
- [Qlik Custom Application Training](#)
- [Qlik Academic Program](#)

QlikView Business Analyst Certification

Description

The QlikView Business Analyst Certification Exam focuses on the user interface design of QlikView applications. The certification is suggested for all roles involved in the approach, design and layout of the QlikView application user interface. This exam gauges your ability to gather and interpret requirements, identify and analyze data sources and design and develop the application user interface. To take the exam, register at [Pearson VUE Test Centers](#) globally.

Format

- Comprehensive scenario based questions
- 50 multiple choice questions
- 2 hours

Audience

- Business Analysts (QlikView Designers)
- Data Architects (QlikView Developers)

Exam Prerequisites

- Basic knowledge of Business Intelligence, reporting, data analysis
- Experience working with QlikView to design applications
- Visualization and user interface design experience

Benefits

With Qlik certification, you can benchmark your skills against an established and objective level of competency, as well as confirm your level of expertise. The program also helps to ensure consistency and quality of services and support. To achieve certification, you must pass an exam based on skills and knowledge related to a certain role and its tasks.



Exam duration and number of questions is subject to change for new exam versions. For the latest information about available languages, log into [pearsonvue.com/qlik](#).

- [Qlik Sense Course Overview](#)
- [Create Visualizations with Qlik Sense](#)
- [Data Modeling for Qlik Sense](#)
- [Deploy and Administer Qlik Sense](#)
- [Create Mashups with Qlik Sense](#)
- [Qlik Sense for QlikView Developers](#)
- [Create Reports with Qlik NPrinting](#)
- [Qlik Sense Business Analyst Certification](#)
- [Qlik Sense Data Architect Certification](#)
- [Qlik Sense System Administrator Certification](#)

- [QlikView Course Overview](#)
- [QlikView Designer](#)
- [Data Visualization and Design Best Practices Using QlikView](#)
- [Create Reports with Qlik NPrinting](#)
- [QlikView Developer](#)
- [QlikView Server Publisher](#)
- [QlikView Advanced Topics in Design and Development](#)
- [QlikView Performance and Scalability](#)
- [QlikView Business Analyst Certification](#)
- [QlikView Data Architect Certification](#)
- [QlikView System Administrator Certification](#)

- [Qlik Skills Assessment](#)
- [Qlik Custom Application Training](#)
- [Qlik Academic Program](#)

QlikView Data Architect Certification

Description

The QlikView Data Architect Certification Exam tests the technical skills necessary to develop (design and script) and deploy QlikView applications. The exam focuses on the technical aspects of developing a QlikView application and is suggested for those in technical roles such as sales engineering, support and implementation. This exam measures your ability to gather and interpret requirements, identify and analyze data sources, create the associative data model, design and develop the application user interface and deliver the QlikView application. To take the exam, register at [Pearson VUE Test Centers](#) globally.

Note: Passing the QlikView Data Architect exam grants you both the Data Architect and Business Analyst certifications.

Format

- Comprehensive scenario based questions
- 70 multiple choice questions
- 2 hours

Audience

- Business Analysts
- Data Architects

Exam Prerequisites

- Advanced knowledge of Business Intelligence, reporting, and/or data analysis
- Knowledge of SQL and/or other scripting languages, data modeling, data visualization and advanced QlikView functions
- Practical experience working with QlikView to design and develop applications
- User interface design experience

Benefits

With Qlik certification, you can benchmark your skills against an established and objective level of competency, as well as confirm your level of expertise. The program also helps to ensure consistency and quality of services and support. To achieve certification, you must pass an exam based on skills and knowledge related to a certain role and its tasks.

Exam duration and number of questions is subject to change for new exam versions. For the latest information about available languages, log into [pearsonvue.com/qlik](#).



- [Qlik Sense Course Overview](#)
- [Create Visualizations with Qlik Sense](#)
- [Data Modeling for Qlik Sense](#)
- [Deploy and Administer Qlik Sense](#)
- [Create Mashups with Qlik Sense](#)
- [Qlik Sense for QlikView Developers](#)
- [Create Reports with Qlik NPrinting](#)
- [Qlik Sense Business Analyst Certification](#)
- [Qlik Sense Data Architect Certification](#)
- [Qlik Sense System Administrator Certification](#)

- [QlikView Course Overview](#)
- [QlikView Designer](#)
- [Data Visualization and Design Best Practices Using QlikView](#)
- [Create Reports with Qlik NPrinting](#)
- [QlikView Developer](#)
- [QlikView Server Publisher](#)
- [QlikView Advanced Topics in Design and Development](#)
- [QlikView Performance and Scalability](#)
- [QlikView Business Analyst Certification](#)
- [QlikView Data Architect Certification](#)
- [QlikView System Administrator Certification](#)

- [Qlik Skills Assessment](#)
- [Qlik Custom Application Training](#)
- [Qlik Academic Program](#)

QlikView System Administrator Certification

Description

The QlikView System Administrator Certification Exam confirms you have the appropriate technical infrastructure knowledge, perform administrative tasks, troubleshoot problems and errors, and the skills and experience to support QlikView deployments. It also verifies that you understand the best approaches to set up and run QlikView Server and Publisher installations in complex IT environments. The certification is suggested for IT system administration professionals. To take the exam, register at [Pearson VUE Test Centers](#) globally.

Format

- Comprehensive scenario based questions
- 60 multiple choice questions
- 2 hours

Audience

- System Administrators

Exam Prerequisites

- Experience working with QlikView Server and Publisher
- Knowledge and experience with Microsoft Windows Server based environments, Windows Firewall, Windows IIS and IIS Management Console
- Experience with tools to troubleshoot connectivity, interoperability, configuration and performance, such as nslookup, telnet, ping, netstat, etc.
- Basic SQL and ODBC/OLEDB connections
- Windows Services Applet
- Knowledge of basic NTFS rights and Windows Network fileshare setup

Benefits

With Qlik certification, you can benchmark your skills against an established and objective level of competency, as well as confirm your level of expertise. The program also helps to ensure consistency and quality of services and support. To achieve certification, you must pass an exam based on skills and knowledge related to a certain role and its tasks.



Exam duration and number of questions is subject to change for new exam versions. For the latest information about available languages, log into [pearsonvue.com/qlik](#).

Qlik  | Education

Programs



- [Qlik Sense Course Overview](#)
- [Create Visualizations with Qlik Sense](#)
- [Data Modeling for Qlik Sense](#)
- [Deploy and Administer Qlik Sense](#)
- [Create Mashups with Qlik Sense](#)
- [Qlik Sense for QlikView Developers](#)
- [Create Reports with Qlik NPrinting](#)
- [Qlik Sense Business Analyst Certification](#)
- [Qlik Sense Data Architect Certification](#)
- [Qlik Sense System Administrator Certification](#)

- [QlikView Course Overview](#)
- [QlikView Designer](#)
- [Data Visualization and Design Best Practices Using QlikView](#)
- [Create Reports with Qlik NPrinting](#)
- [QlikView Developer](#)
- [QlikView Server Publisher](#)
- [QlikView Advanced Topics in Design and Development](#)
- [QlikView Performance and Scalability](#)
- [QlikView Business Analyst Certification](#)
- [QlikView Data Architect Certification](#)
- [QlikView System Administrator Certification](#)

- [Qlik Skills Assessment](#)
- [Qlik Custom Application Training](#)
- [Qlik Academic Program](#)

Qlik Skills Assessment

Description

Don't know where to start with your training? The Qlik Skills Assessment is a complimentary resource for all users that helps you quickly and easily evaluate your ability to design, develop, or administer Qlik applications. Upon completing the free assessment, you'll receive an email with a personalized recommendation for the training courses that will help you expand your skills. [Test your skills today!](#)

Benefits

- Understand where you are on your Qlik learning journey for free
- Determine which Qlik training class to begin with, based on your current skills
- Measure the skill level of your team and determine where there are gaps
- Take the assessment multiple times
- Measure progress before and after training

Features

- Available for both QlikView and Qlik Sense
- Select the role that best fits what you do: Visualization Author, Data Architect or Qlik Administrator for Qlik Sense, and UI Designer, Developer or System Administrator for QlikView
- Take the test at qlik.com/skills-assessment
- Receive custom training plan with recommended courses to help you further develop your Qlik skills
- Team assessment also available (contact your [local training manager](#) to schedule)



- [Qlik Sense Course Overview](#)
- [Create Visualizations with Qlik Sense](#)
- [Data Modeling for Qlik Sense](#)
- [Deploy and Administer Qlik Sense](#)
- [Create Mashups with Qlik Sense](#)
- [Qlik Sense for QlikView Developers](#)
- [Create Reports with Qlik NPrinting](#)
- [Qlik Sense Business Analyst Certification](#)
- [Qlik Sense Data Architect Certification](#)
- [Qlik Sense System Administrator Certification](#)

- [QlikView Course Overview](#)
- [QlikView Designer](#)
- [Data Visualization and Design Best Practices Using QlikView](#)
- [Create Reports with Qlik NPrinting](#)
- [QlikView Developer](#)
- [QlikView Server Publisher](#)
- [QlikView Advanced Topics in Design and Development](#)
- [QlikView Performance and Scalability](#)
- [QlikView Business Analyst Certification](#)
- [QlikView Data Architect Certification](#)
- [QlikView System Administrator Certification](#)

- [Qlik Skills Assessment](#)
- [Qlik Custom Application Training](#)
- [Qlik Academic Program](#)

Custom Application Training

Description

Custom Application Training is designed specifically for business users and delivers everything you need to ensure they are ready to start using Qlik as quickly and effectively as possible. With custom training designed for your Qlik applications, your organization increases application adoption and the overall value of your investment in Qlik. For more information contact us at customapplicationtraining@qlik.com.

Benefits

- Empower your users by providing them with the skills and motivation they need
- Increase user adoption and ROI for your application
- Leverage expert training resources to make your application highly relevant to your users

Features

- Learning consultant and instructional designer work with you throughout the engagement, from training design through rollout
- Customized training videos and reference materials designed specifically for your Qlik application
- Launch kit including best practices guide and communication templates for launching your training program



- [Qlik Sense Course Overview](#)
- [Create Visualizations with Qlik Sense](#)
- [Data Modeling for Qlik Sense](#)
- [Deploy and Administer Qlik Sense](#)
- [Create Mashups with Qlik Sense](#)
- [Qlik Sense for QlikView Developers](#)
- [Create Reports with Qlik NPrinting](#)
- [Qlik Sense Business Analyst Certification](#)
- [Qlik Sense Data Architect Certification](#)
- [Qlik Sense System Administrator Certification](#)

- [QlikView Course Overview](#)
- [QlikView Designer](#)
- [Data Visualization and Design Best Practices Using QlikView](#)
- [Create Reports with Qlik NPrinting](#)
- [QlikView Developer](#)
- [QlikView Server Publisher](#)
- [QlikView Advanced Topics in Design and Development](#)
- [QlikView Performance and Scalability](#)
- [QlikView Business Analyst Certification](#)
- [QlikView Data Architect Certification](#)
- [QlikView System Administrator Certification](#)

- [Qlik Skills Assessment](#)
- [Qlik Custom Application Training](#)
- [Qlik Academic Program](#)

Qlik Academic Program

Description

Students preparing for careers in today’s challenging, global data-driven environments need to raise the bar to succeed. They require exceptionally strong analytical skills and tools that enable them to keep pace with rapid change and make better decisions faster. To meet this growing demand, the Qlik Academic Program has been designed to give students the skills and tools they need to succeed while ensuring that professors are instructing on the most up-to-date business discovery and data visualization platforms. Qlik provides qualified university professors, students, and researchers with free Qlik software and resources to help educate and train the next generation of expert Qlik users. To learn more contact academicprogram@qlik.com.

Benefits

- Real-world relevance by connecting theory to practical applications
- Richer learning experience by driving the necessary analytical and critical-thinking skills
- Faster results with Qlik’s associative experience to generate data discoveries

Features

Joining the program grants access to the following for free:

- Qlik software valid for one year (Qlik Sense Desktop and Qlik Sense Cloud)
- Data Analytics curriculum featuring lecture notes, course materials, and student exercises (professors only)
- Access to the Qlik Continuous Classroom online learning platform for one year
- Access to Qlik Community Academic Program Space, a forum for professors and students to access resources, collaborate with others and share experiences
- Customer support

Program Qualifications

The Qlik® Academic Program is open to any accredited university-level institution worldwide. Participation will be considered for:

- Professors and students using Qlik for academic purposes within a qualified academic institution.
- Researchers using Qlik for academic research, involving students associated with a qualified academic institution. The research may not be funded by grant money, nor can it be used for profit. Participants may not share their software with anyone outside of the research assignment, including the university administration.





Contact

To learn more about our education offerings or to register for a course, go to qlik.com/training.

Please [contact your local training manager](#) for additional information

qlik.com

